



# Club Health Assessment for District 5M 10 through June 2025

			Status	Membership							Reports					Finance		LCIF
Club Number	Club Name	Charter Date		Current Member Count	YTD Members Added	YTD Members Dropped	YTD Net Growth	YTD Net Growth%	Member Count 12 Months Ago	Avg. length of service for dropped members	Months Since Last MMR ***	Yrs. Since Last Officer Report	President Rotation	Vice President Reported ****	Months Since Last Activity Report ***	Account Balance	Donations for current Fiscal Year	
			Number of times on status quo within last two years	If below 15 members appears				If net loss is greater than 20% appears			If no report in 3 months appears in	When more than one year appears in	Number of repeat terms	Notes the officers that do not have an active	If no report at 12 months appears in red			
Clubs more than two years old																		
2875	ATIKOKAN	12/14/1953	Active	21	1	3	-2	-8.70%	23	21	0		2	P,S,T,M,VP SC	0		\$30,483.06	
Exc Award (06/30/2019, 06/30/2023)																		
3125	DRYDEN	03/23/1953	Active(1)	19	2	1	1	5.56%	18	0	1			P,S,T,M,VP SC	1		\$557.19	
Exc Award (06/30/2023)																		
53070	DRYDEN TRILLIUM	05/11/1992	Active	43	2	3	-1	-2.27%	44	22	0		2	P,S,T,M,VP SC	0		\$690.61	
Exc Award (06/30/2016, 06/30/2018, 06/30/2020)																		
3126	EAR FALLS	05/27/1970	Active	9	2	2	0	0.00%	9	6	1		2	P,S,T,M,VP SC	2		\$759.48	
Exc Award (06/30/2017, 06/30/2019)																		
2876	FORT FRANCES	04/06/1964	Active(1)	10	1	1	0	0.00%	10	49	4		6	P,S,T,M,VP SC	5			
Exc Award (06/30/2016, 06/30/2017)																		
77757	FORT FRANCES VOYAGEUR	11/12/2003	Active	12	2	9	-7	-36.84%	19	7	1		7	P,S,T,M,VP SC	11		\$706.24	
Exc Award (06/30/2017, 06/30/2019, 06/30/2020)																		
2877	IGNACE	03/06/1973	Active(1)	14	14	2	12	600.00%	2	12	0		7	P,S,T,M,VP SC	5			
Exc Award (06/30/2016, 06/30/2017)																		
3127	KENORA LAKE OF THE WOODS	08/31/1948	Active	11	1	0	1	10.00%	10		11		3	P,S,T,M,VP SC	1		\$317.67	
Exc Award (06/30/2016, 06/30/2023)																		
2881	MARATHON	10/19/1959	Active	2	0	0	0	0.00%	2		13		16	P,S,T,M,VP SC	5			
143279	Northwestern Ontario Cyber	10/26/2020	Active(1)	80	6	0	6	8.11%	74		0			P,S,T,M,VP SC	9		\$10,865.38	
Exc Award (06/30/2022)																		
38893	PICKLE LAKE	09/22/1980	Active(1)	7	7	0	7	100.00%	0		7		8	P,S,T,M,VP SC	3			
Exc Award (06/30/2019)																		
3128	RED LAKE	09/28/1959	Active	20	4	0	4	25.00%	16		0		None	P,S,T,M,VP SC	5		\$580.09	
Exc Award (06/30/2016)																		
3129	SIOUX LOOKOUT	10/06/1959	Active	16	1	3	-2	-11.11%	18	5	0			P,S,T,M,VP SC	1		\$113.39	
2884	THUNDER BAY METRO	05/17/1973	Active	21	1	0	1	5.00%	20		1			P,S,T,M,VP SC	5	90+ Days	\$482.90	
Exc Award (06/30/2020)																		
3130	VERMILION BAY	10/12/1959	Active	37	8	1	7	23.33%	30	11	1			P,S,T,M,VP SC	1		\$2,292.74	
Exc Award (06/30/2016, 06/30/2019, 06/30/2020)																		



## Club Health Assessment for District 5M 10 through June 2025

INTERNATIONAL

Club Number	Club Name	Charter Date	Status	Membership							Reports				Finance	LCIF	
				Current Member Count	YTD Members Added	YTD Members Dropped	YTD Net Growth	YTD Net Growth%	Member Count 12 Months Ago	Avg. length of service for dropped members	Months Since Last MMR ***	Yrs. Since Last Officer Report	President Rotation	Vice President Reported ****	Months Since Last Activity Report ***	Account Balance	Donations for current Fiscal Year
			Number of times on status quo within last two years	If below 15 members appears				If net loss is greater than 20% appears			If no report in 3 months appears	When more than one year appears in	Number of repeat terms	Notes the officers that do not have an active	If no report at 12 months appears in red		
140021	WEST RAINY RIVER DISTRICT Exc Award (06/30/2020)	10/17/2019	Active	23	0	7	-7	-23.33%	30	4	2		6	P,S,T,M,VP SC	3		

Clubs Cancelled Previous Fiscal Year – Clubs Cancelled within last 12 months may be reinstated

Club Number	Club Name	Charter Date	Current Status*	Cancellation Date
107915	EMO AND DISTRICT	03/26/2010	Cancelled(6*)	09/29/2023
136447	Lakehead Campus Lions	11/27/2018	Cancelled(8*)	06/29/2024
2883	THUNDER BAY	09/29/1948	Cancelled(8*)	06/29/2024

Current Total Clubs Count	YTD New Clubs Count	YTD Cancelled Clubs Count	YTD Net Club Gain	Current Total Members Count	YTD Add	YTD Drop	YTD Net Growth	YTD Net Growth %	Member Count 12 Months Ago	Average Member Count Per Club	% of Clubs with less than 20 members	% No MMR in 3 Months	% No Officer Report in 12 Months	% of Clubs with balance 90+ days	Number of Clubs in Status Quo	% Status Quo Clubs in Financial Suspension	Number of Cancelled Clubs	Average Cancelled Club Age	Members Lost Due to Cancellation	% of Clubs Cancelled for Non-Financial Reasons
16	0	0	0	345	52	32	20	6.15%	325	22	56%	25%	0%	6%	0	0%	0	0	0	0%

\* - P - Priority Club. Cancellation Reasons: 1-Objectives/conduct, 2-Non-active club, 5-Non-existing club, 6-Disbanding, 7-Merger, 8-Financial Suspension, 9-District/Multiple District Dues.

\*\* - Abbreviation: P-President, S-Secretary, T-Treasurer, M-Member Chairperson, VP-First Vice President, MC-Communications Chairperson, SC-Service Chairperson

\*\*\* - Abbreviation: N/R - Never reported using the Lions Clubs website, N/A - Not applicable, No password registered for the Lions Clubs website.

\*\*\*\* - Abbreviation: N - New, IP - Immediate Past, R - Repeat.



# Club Health Assessment for District 5M 11 through June 2025

			Status	Membership							Reports					Finance		LCIF
Club Number	Club Name	Charter Date		Current Member Count	YTD Members Added	YTD Members Dropped	YTD Net Growth	YTD Net Growth%	Member Count 12 Months Ago	Avg. length of service for dropped members	Months Since Last MMR ***	Yrs. Since Last Officer Report	President Rotation	Vice President Reported ****	Months Since Last Activity Report ***	Account Balance	Donations for current Fiscal Year	
			Number of times on status quo within last two years	If below 15 members appears				If net loss is greater than 20% appears			If no report in 3 months appears in	When more than one year appears in	Number of repeat terms	Notes the officers that do not have appears in an active	If no report at 12 months red			
Clubs less than two years old																		
158039	Winnipeg River Area	04/26/2024	Active	21	8	8	0	0.00%	21	1	0		None	P,S,T,M,VP SC	5			
Clubs more than two years old																		
3084	BEAUSEJOUR	09/28/1948	Active	12	1	4	-3	-20.00%	15	19	1		2	P,S,T,M,VP SC	9		\$212.59	
Exc Award (06/30/2016, 06/30/2024)																		
3094	EAST KILDONAN	09/10/1953	Active	7	1	0	1	16.67%	6		5		2	P,S,T,M,VP SC	4	90+ Days		
58280	EAST ST PAUL	05/13/1996	Active	19	0	2	-2	-9.52%	21	18	0		None	P,S,T,M,VP SC	5		\$3,861.30	
44168	GRUNTHAL	07/01/1984	Active	15	6	0	6	66.67%	9		3		5	P,S,T,M,VP SC	7		\$1,000.00	
3100	LAC DU BONNET	02/07/1963	Active	21	4	1	3	16.67%	18	0	0		2	P,S,T,M,VP SC	1		\$1,000.00	
Exc Award (06/30/2023)																		
3107	PINAWA	10/21/1964	Active	10	5	2	3	42.86%	7	12	2		None	P,S,T,M,VP SC	11			
3113	RIVERSIDE	03/29/1949	Active	46	13	15	-2	-4.17%	48	9	0			P,S,T,M,VP SC	24+		\$830.83	
36964	SELKIRK & DISTRICT	04/30/1979	Active	11	1	1	0	0.00%	11	24	1		2	P,S,T,M,VP SC	9		\$45.61	
122310	Ste. Anne	05/23/2014	Active	24	5	3	2	9.09%	22	2	2			P,S,T,M,VP SC	0		\$72.26	
Exc Award (06/30/2016, 06/30/2017)																		
109167	WEST ST PAUL	09/02/2010	Active	14	0	3	-3	-17.65%	17	4	1		3	P,S,T,M,VP SC	1		\$200.79	
Exc Award (06/30/2021)																		
43137	WHITEMOUTH & DISTRICT	11/11/1983	Active	19	2	5	-3	-13.64%	22	3	2		None	P,S,T,M,VP SC	3		\$578.08	
Exc Award (06/30/2022, 06/30/2023)																		
3124	WINNIPEG	12/15/1921	Active	18	3	1	2	12.50%	16	17	0			P,S,T,M,VP SC	5		\$347.14	
47808	WINNIPEG BEACH	10/30/1987	Active	28	3	2	1	3.70%	27	1	2		None	P,S,T,M,VP SC	0			
DUNNOTTAR LAKESIDE																		
44169	WINNIPEG SOUTH	07/01/1984	Active(2)	11	1	0	1	10.00%	10		0			P,S,T,M,VP SC	2			
53615	WINNIPEG TRANSCONA	08/28/1992	Active	16	0	0	0	0.00%	16		14		8	P,S,T,M,VP SC	1			
29356	WINNIPEG WEST	05/29/1974	Active	10	0	0	0	0.00%	10		0		4	P,S,T,M,VP SC	0		\$69.43	
Exc Award (06/30/2017, 06/30/2019)																		



## Club Health Assessment for District 5M 11 through June 2025

			Status	Membership							Reports					Finance	LCIF
Club Number	Club Name	Charter Date		Current Member Count	YTD Members Added	YTD Members Dropped	YTD Net Growth	YTD Net Growth%	Member Count 12 Months Ago	Avg. length of service for dropped members	Months Since Last MMR ***	Yrs. Since Last Officer Report	President Rotation	Vice President Reported ****	Months Since Last Activity Report ***	Account Balance	Donations for current Fiscal Year
			Number of times on status quo within last two years	If below 15 members appears				If net loss is greater than 20% appears			If no report in 3 months appears in	When more than one year appears in	Number of repeat terms	Notes the officers that do not have an active	If no report at 12 months appears in red		

Clubs Cancelled Previous Fiscal Year – Clubs Cancelled within last 12 months may be reinstated

Club Number		Club Name		Charter Date			Current Status*		Cancellation Date											
28089		STEINBACH		03/11/1974			Cancelled(8*)		12/29/2023											
Current Total Clubs Count	YTD New Clubs Count	YTD Cancelled Clubs Count	YTD Net Club Gain	Current Total Members Count	YTD Add	YTD Drop	YTD Net Growth	YTD Net Growth %	Member Count 12 Months Ago	Average Member Count Per Club	% of Clubs with less than 20 members	% No MMR in 3 Months	% No Officer Report in 12 Months	% of Clubs with balance 90+ days	Number of Clubs in Status Quo	% Status Quo Clubs in Financial Suspension	Number of Cancelled Clubs	Average Cancelled Club Age	Members Lost Due to Cancellation	% of Clubs Cancelled for Non-Financial Reasons
17	0	0	0	302	53	47	6	2.03%	296	18	71%	18%	0%	6%	0	0%	0	0	0	0%

\* - P - Priority Club. Cancellation Reasons: 1-Objectives/conduct, 2-Non-active club, 5-Non-existing club, 6-Disbanding, 7-Merger, 8-Financial Suspension, 9-District/Multiple District Dues.

\*\* - Abbreviation: P-President, S-Secretary, T-Treasurer, M-Member Chairperson, VP-First Vice President, MC-Communications Chairperson, SC-Service Chairperson

\*\*\* - Abbreviation: N/R - Never reported using the Lions Clubs website, N/A - Not applicable, No password registered for the Lions Clubs website.

\*\*\*\* - Abbreviation: N - New, IP - Immediate Past, R - Repeat.



# Club Health Assessment for District 5M 13 through June 2025

			Status	Membership							Reports					Finance		LCIF
Club Number	Club Name	Charter Date		Current Member Count	YTD Members Added	YTD Members Dropped	YTD Net Growth	YTD Net Growth%	Member Count 12 Months Ago	Avg. length of service for dropped members	Months Since Last MMR ***	Yrs. Since Last Officer Report	President Rotation	Vice President Reported ****	Months Since Last Activity Report ***	Account Balance	Donations for current Fiscal Year	
			Number of times on status quo within last two years	If below 15 members appears				If net loss is greater than 20% appears			If no report in 3 months appears in	When more than one year appears in	Number of repeat terms	Notes the officers that do not have an active	If no report at 12 months appears in red			
Clubs more than two years old																		
41950	AUSTIN & AREA	10/29/1982	Active	18	5	4	1	5.88%	17	4	0			P,S,T,M,VP SC	0		\$520.71	
46229	BINSCARTH & DISTRICT L C	05/30/1986	Active	20	0	3	-3	-13.04%	23	29	0		2	P,S,T,M,VP SC	0		\$1,059.35	
3085	BIRTLE	04/15/1959	Active	27	0	0	0	0.00%	27		11		4	P,S,T,M,VP SC	9		\$1,730.41	
Exc Award (06/30/2023)																		
3086	BOISSEVAIN	11/16/1956	Active	30	7	2	5	20.00%	25	15	0		None	P,S,T,M,VP SC	4		\$328.56	
44416	BOWSMAN & DIST	12/07/1984	Active	35	1	5	-4	-10.26%	39	25	5		6	P,S,T,M,VP SC	7		\$208.28	
Exc Award (06/30/2017)																		
3088	BRANDON	11/10/1938	Active	29	2	3	-1	-3.33%	30	24	0		5	P,S,T,M,VP SC	0		\$721.45	
Exc Award (06/30/2017)																		
3087	BRANDON WHEAT CITY	02/28/1973	Active	39	1	4	-3	-7.14%	42	9	0		3	P,S,T,M,VP SC	6		\$1,885.05	
3091	CRYSTAL CITY	04/23/1959	Active	24	1	7	-6	-20.00%	30	11	0		2	P,S,T,M,VP SC	2		\$2,549.43	
Exc Award (06/30/2019, 06/30/2021, 06/30/2023)																		
3092	DAUPHIN	10/24/1938	Active	14	2	0	2	16.67%	12		3		2	P,S,T,M,VP SC	1		\$312.43	
43708	ELPHINSTONE	04/05/1984	Active	11	0	0	0	0.00%	11		17		15	P,S,T,M,VP SC	7			
3095	ERICKSON	10/28/1957	Active	16	0	3	-3	-15.79%	19	26	2		4	P,S,T,M,VP SC	4		\$710.37	
38123	ETHELBERT	03/07/1980	Active	3	0	0	0	0.00%	3		33		11	P,S,T,M,VP SC	7			
3096	FLIN FLON	09/28/1953	Active	28	0	0	0	0.00%	28		2			P,S,T,M,VP SC	1		\$606.27	
44614	GILBERT PLAINS & DISTRICT	02/04/1985	Active	9	0	0	0	0.00%	9		14		2	P,S,T,M,VP SC	4			
3099	HAMIOTA	11/01/1956	Active	23	6	0	6	35.29%	17		0			P,S,T,M,VP SC	0		\$875.75	
Exc Award (06/30/2021)																		
37772	HOLLAND & AREA	12/10/1979	Active	18	5	2	3	20.00%	15	8	2			P,S,T,M,VP SC	0		\$640.99	
Exc Award (06/30/2023)																		
45652	KENTON	01/23/1986	Active(1)	11	0	1	-1	-8.33%	12	29	5			P,S,T,M,VP SC	7			
3102	MAC GREGOR	02/14/1963	Active	7	0	5	-5	-41.67%	12	16	2		5	P,S,T,M,VP SC	3		\$347.14	
32900	MELITA	10/29/1976	Active	8	0	0	0	0.00%	8		2			P,S,T,M,VP SC	1		\$69.43	
56316	MINITONAS DISTRICT	12/12/1994	Active(2)	17	0	0	0	0.00%	17		21	1	None	P,S,T,M,VP SC	7			



# Club Health Assessment for District 5M 13 through June 2025

			Status	Membership							Reports					Finance		LCIF
Club Number	Club Name	Charter Date		Current Member Count	YTD Members Added	YTD Members Dropped	YTD Net Growth	YTD Net Growth%	Member Count 12 Months Ago	Avg. length of service for dropped members	Months Since Last MMR ***	Yrs. Since Last Officer Report	President Rotation	Vice President Reported ****	Months Since Last Activity Report ***	Account Balance	Donations for current Fiscal Year	
			Number of times on status quo within last two years	If below 15 members appears				If net loss is greater than 20% appears			If no report in 3 months appears in	When more than one year appears in	Number of repeat terms	Notes the officers that do not have an active	If no report at 12 months appears in red			
35326	MINNEDOSA	04/13/1978	Active	32	2	1	1	3.23%	31	29	0			P,S,T,M,VP SC	0		\$1,116.41	
	Exc Award (06/30/2018, 06/30/2022, 06/30/2025)																	
154153	Morden Roaring	04/11/2023	Active	12	10	4	6	100.00%	6	2	0			P,S,T,M,VP SC	10			
3105	NEEPAWA	10/06/1938	P- Active(1)	0	0	1	-1	-100.00%	1	7	0		None	P,S,T,M,VP SC	6			
38949	OAK LAKE & AREA L C	10/06/1980	Active	17	0	0	0	0.00%	17		14		2	P,S,T,M,VP SC	4		\$69.43	
42375	OAKBURN & AREA	03/28/1983	Active	19	1	2	-1	-5.00%	20	42	0			P,S,T,M,VP SC	0		\$1,048.56	
	Exc Award (06/30/2017)																	
38256	PIPESTONE	04/08/1980	Active	10	0	0	0	0.00%	10		14		2	P,S,T,M,VP SC	3			
3109	PLUMAS	10/18/1957	Active	17	2	2	0	0.00%	17	45	2		11	P,S,T,M,VP SC	1			
3110	PORTAGE LA PRAIRIE	09/27/1938	P- Active	9	6	0	6	200.00%	3		0			P,S,T,M,VP SC	0		\$100.00	
35327	RAPID CITY & AREA	04/28/1978	Active	13	2	1	1	8.33%	12	9	3			P,S,T,M,VP SC	4		\$1,041.42	
30554	RIVERS & AREA	04/24/1975	Active	20	5	1	4	25.00%	16	1	0		6	P,S,T,M,VP SC	2			
3114	ROSSBURN	09/29/1960	Active	15	3	0	3	25.00%	12		4		2	P,S,T,M,VP SC	0		\$640.99	
	Exc Award (06/30/2018)																	
39802	RUSSELL & AREA L C	04/30/1981	Active	20	0	0	0	0.00%	20		1			P,S,T,M,VP SC	1		\$476.71	
	Exc Award (06/30/2024)																	
41143	SANDY LAKE	04/28/1982	Active	21	4	1	3	16.67%	18	2	0		2	P,S,T,M,VP SC	1			
3116	SHOAL LAKE	08/29/1951	Active	25	10	3	7	38.89%	18	9	1		2	P,S,T,M,VP SC	2			
42157	SINCLAIR & AREA	01/31/1983	Active	11	0	2	-2	-15.38%	13	42	2		5	P,S,T,M,VP SC	3	90+ Days		
42376	SOMERSET & AREA	03/31/1983	Active	15	0	0	0	0.00%	15		10		12	P,S,T,M,VP SC	7			
44939	STONEWALL & DISTRICT	05/31/1985	Active	24	3	1	2	9.09%	22	35	1			P,S,T,M,VP SC	2			
36965	STRATHCLAIR	04/30/1979	Active	6	0	0	0	0.00%	6		20		22	P,S,T,M,VP SC	5			
46385	SWAN LAKE & AREA L C	06/25/1986	Active(1)	12	0	1	-1	-7.69%	13	38	7		7	P,S,T,M,VP SC	3		\$347.14	
3117	SWAN RIVER	06/22/1960	Active	37	1	0	1	2.78%	36		6			P,S,T,M,VP SC	3			
	Exc Award (06/30/2021)																	
43205	TEULON & AREA	12/05/1983	Active	14	1	0	1	7.69%	13		1		2	P,S,T,M,VP SC	9		\$104.14	



## Club Health Assessment for District 5M 13 through June 2025

INTERNATIONAL

Club Number	Club Name	Charter Date	Status	Membership							Reports				Finance		LCIF
				Current Member Count	YTD Members Added	YTD Members Dropped	YTD Net Growth	YTD Net Growth%	Member Count 12 Months Ago	Avg. length of service for dropped members	Months Since Last MMR ***	Yrs. Since Last Officer Report	President Rotation	Vice President Reported ****	Months Since Last Activity Report ***	Account Balance	
			Number of times on status quo within last two years	If below 15 members appears				If net loss is greater than 20% appears			If no report in 3 months appears in	When more than one year appears in	Number of repeat terms	Notes the officers that do not have an active	If no report at 12 months appears in red		
3119	THOMPSON	10/03/1968	Active	6	0	2	-2	-25.00%	8	8	6		5	P,S,T,M,VP SC	8		
3120	VIRDEN	11/02/1956	Active	24	1	2	-1	-4.00%	25	11	0		4	P,S,T,M,VP SC	0		\$1,765.45
44618	WARREN & DIST	02/25/1985	Active	12	0	1	-1	-7.69%	13	15	0		2	P,S,T,M,VP SC	1		
3122	WASKADA	03/22/1966	Active	18	1	1	0	0.00%	18	27	0		4	P,S,T,M,VP SC	0		\$233.71
3123	WAWANESA	11/08/1956	Active	15	0	2	-2	-11.76%	17	35	2		2	P,S,T,M,VP SC	1		\$694.28
Exc Award (06/30/2017, 06/30/2023)																	

Clubs Cancelled Previous Fiscal Year – Clubs Cancelled within last 12 months may be reinstated

Club Number	Club Name	Charter Date	Current Status*	Cancellation Date
44350	KELWOOD & AREA	11/19/1984	Cancelled(6*)	04/29/2024

Current Total Clubs Count	YTD New Clubs Count	YTD Cancelled Clubs Count	YTD Net Club Gain	Current Total Members Count	YTD Add	YTD Drop	YTD Net Growth	YTD Net Growth %	Member Count 12 Months Ago	Average Member Count Per Club	% of Clubs with less than 20 members	% No MMR in 3 Months	% No Officer Report in 12 Months	% of Clubs with balance 90+ days	Number of Clubs in Status Quo	% Status Quo Clubs in Financial Suspension	Number of Cancelled Clubs	Average Cancelled Club Age	Members Lost Due to Cancellation	% of Clubs Cancelled for Non-Financial Reasons
46	0	0	0	811	82	67	15	1.88%	796	18	63%	37%	2%	2%	0	0%	0	0	0	0%

\* - P - Priority Club. Cancellation Reasons: 1-Objectives/conduct, 2-Non-active club, 5-Non-existing club, 6-Disbanding, 7-Merger, 8-Financial Suspension, 9-District/Multiple District Dues.

\*\* - Abbreviation: P-President, S-Secretary, T-Treasurer, M-Member Chairperson, VP-First Vice President, MC-Communications Chairperson, SC-Service Chairperson

\*\*\* - Abbreviation: N/R - Never reported using the Lions Clubs website, N/A - Not applicable, No password registered for the Lions Clubs website.

\*\*\*\* - Abbreviation: N - New, IP - Immediate Past, R - Repeat.



# Club Health Assessment for District 5 SKN through June 2025

			Status	Membership							Reports					Finance		LCIF
Club Number	Club Name	Charter Date		Current Member Count	YTD Members Added	YTD Members Dropped	YTD Net Growth	YTD Net Growth%	Member Count 12 Months Ago	Avg. length of service for dropped members	Months Since Last MMR ***	Yrs. Since Last Officer Report	President Rotation	Vice President Reported ****	Months Since Last Activity Report ***	Account Balance	Donations for current Fiscal Year	
			Number of times on status quo within last two years	If below 15 members appears				If net loss is greater than 20% appears			If no report in 3 months appears in	When more than one year appears in	Number of repeat terms	Notes the officers that do not have an active	If no report at 12 months appears in red			
Clubs less than two years old																		
182958	Melfort	06/19/2025	Newly Chartered	21	21	0	21	100.00%	0		0			P,S,T,M,VP SC	N/R			
Clubs more than two years old																		
39850	BORDEN & DIST	05/08/1981	Cancelled(6*)	0	0	24	-24	-100.00%	24	11	3		None	P,S,T,M,VP SC	13		\$347.14	
3260	BREDENBURY	04/01/1971	Active	17	2	3	-1	-5.56%	18	14	2			P,S,T,M,VP SC	24+			
3301	BRUNO	05/08/1952	Active	32	1	4	-3	-8.57%	35	6	0		3	P,S,T,M,VP SC	3			
33298	BULYEA DISTRICT L C	02/14/1977	Active	17	1	0	1	6.25%	16		5		4	P,S,T,M,VP SC	24+		\$313.84	
3262	CANORA	02/09/1973	Cancelled(8*)	0	0	1	-1	-100.00%	1	52	0		None	P,S,T,M,VP SC	24+	90+ Days		
31915	CARROT RIVER	03/29/1976	Cancelled(8*)	0	0	13	-13	-100.00%	13	24	0		None	P,S,T,M,VP SC	24+	90+ Days		
31914	CHRISTOPHER-EMMA LAKELAND L C	03/25/1976	Active	23	8	17	-9	-28.13%	31	20	7			P,S,T,M,VP SC	7			
34938	CHURCHBRIDGE	01/31/1978	Active	28	5	4	1	3.70%	27	6	1		4	P,S,T,M,VP SC	1			
3302	COLONSAY	03/16/1971	Active	9	0	0	0	0.00%	9		12		2	P,S,T,M,VP SC	24+			
3303	CUDWORTH	04/21/1965	Active(1)	14	4	0	4	40.00%	10		3		5	P,S,T,M,VP SC	24+			
3266	CUPAR DISTRICT	06/03/1964	Active	21	9	1	8	61.54%	13	27	0		2	P,S,T,M,VP SC	24+		\$1,000.00	
33075	DORINTOSH & DISTRICT	12/13/1976	Active	21	0	1	-1	-4.55%	22	20	0		3	P,S,T,M,VP SC	0			
43852	ESTERHAZY	05/21/1984	Active	27	7	3	4	17.39%	23	5	0		2	P,S,T,M,VP SC	10		\$595.46	
38124	GOODSOIL & DISTRICT	03/14/1980	Active	10	1	1	0	0.00%	10	7	2			P,S,T,M,VP SC	5			
33167	HISTORIC BATTLEFORD	12/27/1976	Active	21	2	0	2	10.53%	19		2			P,S,T,M,VP SC	24			
3304	HUDSON BAY	03/16/1954	Active	23	2	0	2	9.52%	21		0		3	P,S,T,M,VP SC	24+			
154177	Humboldt	05/22/2023	Active	35	10	7	3	9.38%	32	2	0		2	P,S,T,M,VP SC	0			
40994	KELLIHER & DIST	03/22/1982	Active	13	0	0	0	0.00%	13		37		5	P,S,T,M,VP SC	24+			
3307	KENASTON	04/26/1961	Active	28	0	1	-1	-3.45%	29	4	0		11	P,S,T,M,VP SC	24+			
3308	LAKE LENORE	04/14/1955	Active	36	3	0	3	9.09%	33		2			P,S,T,M,VP SC	2		\$839.12	
Exc Award (06/30/2023)																		
3278	LANGENBURG DISTRICT L C	03/28/1968	Active	19	0	0	0	0.00%	19		86		None	P,S,T,M,VP SC	24+			





## Club Health Assessment for District 5 SKN through June 2025

			Status	Membership							Reports					Finance		LCIF
Club Number	Club Name	Charter Date		Current Member Count	YTD Members Added	YTD Members Dropped	YTD Net Growth	YTD Net Growth%	Member Count 12 Months Ago	Avg. length of service for dropped members	Months Since Last MMR ***	Yrs. Since Last Officer Report	President Rotation	Vice President Reported ****	Months Since Last Activity Report ***	Account Balance	Donations for current Fiscal Year	
			Number of times on status quo within last two years	If below 15 members appears				If net loss is greater than 20% appears			If no report in 3 months appears in	When more than one year appears in	Number of repeat terms	Notes the officers that do not have an active	If no report at 12 months red			
3310	LANIGAN	11/10/1971	Active	7	0	3	-3	-30.00%	10	18	4		None	P,S,T,M,VP SC	24+			
3312	LLOYDMINSTER	12/14/1949	Active	33	5	2	3	10.00%	30	24	1			P,S,T,M,VP SC	4		\$34.90	
29200	MAC DOWALL & DISTRICT	04/16/1974	Active	22	2	0	2	10.00%	20		2		7	P,S,T,M,VP SC	2			
43457	MACNUTT & DIST	02/17/1984	Active	16	0	1	-1	-5.88%	17	1	0			P,S,T,M,VP SC	24+			
33806	MAKWA & DISTRICT L C	04/30/1977	Active	16	1	1	0	0.00%	16	18	1			P,S,T,M,VP SC	0		\$269.98	
36682	MARTENSVILLE & DISTRICT L C	03/05/1979	Active	17	5	2	3	21.43%	14	28	0		7	P,S,T,M,VP SC	24+		\$173.57	
3313	MEADOW LAKE	12/05/1962	Active	35	1	1	0	0.00%	35	48	2		2	P,S,T,M,VP SC	0		\$1,491.27	
3283	MELVILLE	08/02/1968	Active	7	5	6	-1	-12.50%	8	13	0		None	P,S,T,M,VP SC	0			
43459	MEOTA LAKESHORE	02/02/1984	Active	22	4	2	2	10.00%	20	18	1		5	P,S,T,M,VP SC	24+			
42050	MIDDLE LAKE	12/06/1982	Active	15	1	2	-1	-6.25%	16	23	0		11	P,S,T,M,VP SC	19		\$138.86	
3316	NIPAWIN	06/22/1965	Active	15	0	0	0	0.00%	15		0		2	P,S,T,M,VP SC	2			
3328	NORTH BATTLEFORD INC	02/16/1954	Active	11	0	1	-1	-8.33%	12	51	3			P,S,T,M,VP SC	2		\$69.43	
37662	PELLY & DISTRICT L C	11/12/1979	Active	3	0	1	-1	-25.00%	4	5	9		None	P,S,T,M,VP SC	24+			
3318	PREECEVILLE DISTRICT	02/28/1960	Active	21	9	1	8	61.54%	13	49	2		3	P,S,T,M,VP SC	24+			
3319	PRINCE ALBERT	09/23/1947	Active	23	0	1	-1	-4.17%	24	43	1			P,S,T,M,VP SC	1		\$71.17	
Exc Award (06/30/2024)																		
3291	RHEIN DISTRICT	12/27/1956	Active	16	0	0	0	0.00%	16		1			P,S,T,M,VP SC	24+			
3321	ROSTHERN	01/22/1957	Active	25	3	2	1	4.17%	24	5	0			P,S,T,M,VP SC	0		\$927.55	
3324	SASKATOON	03/24/1937	Active	42	8	11	-3	-6.67%	45	31	0		2	P,S,T,M,VP SC	0		\$2,854.55	
62158	SASKATOON MILLENNIUM	06/22/1999	Active	19	1	3	-2	-9.52%	21	13	0		2	P,S,T,M,VP SC	13		\$1,069.99	
33510	SHELL LAKE & DISTRICT L C	03/21/1977	Active(1)	20	1	6	-5	-20.00%	25	14	1		2	P,S,T,M,VP SC	24+			
3293	SOUTHEY DISTRICT L C	01/26/1965	Active	14	0	0	0	0.00%	14		24		2	P,S,T,M,VP SC	24+			
3327	SPIRITWOOD	05/15/1963	Active(1)	24	0	0	0	0.00%	24		1		3	P,S,T,M,VP SC	1			
41145	SPRINGSIDE & DISTRICT	04/30/1982	Active	20	2	0	2	11.11%	18		2			P,S,T,M,VP SC	4			
3323	ST LOUIS	03/07/1968	Active	15	0	0	0	0.00%	15		3		2	P,S,T,M,VP SC	24+			



## Club Health Assessment for District 5 SKN through June 2025

			Status	Membership							Reports					Finance	LCIF
Club Number	Club Name	Charter Date		Current Member Count	YTD Members Added	YTD Members Dropped	YTD Net Growth	YTD Net Growth%	Member Count 12 Months Ago	Avg. length of service for dropped members	Months Since Last MMR ***	Yrs. Since Last Officer Report	President Rotation	Vice President Reported ****	Months Since Last Activity Report ***	Account Balance	Donations for current Fiscal Year
			Number of times on status quo within last two years	If below 15 members appears				If net loss is greater than 20% appears			If no report in 3 months appears in	When more than one year appears in	Number of repeat terms	Notes the officers that do not have an active	If no report at 12 months appears in red		
3295	STRASBOURG	05/27/1957	Active	6	0	0	0	0.00%	6		14			P,S,T,M,VP SC	24+		
3329	TISDALE	12/11/1947	Active	22	10	9	1	4.76%	21	16	1			P,S,T,M,VP SC	24+		
3330	TURTLEFORD & DISTRICT	04/16/1970	Active	24	1	0	1	4.35%	23		0			P,S,T,M,VP SC	0		\$266.69
3331	UNITY	03/20/1946	Active	17	2	5	-3	-15.00%	20	28	2			P,S,T,M,VP SC	0		\$492.84
3334	WADENA DISTRICT	04/29/1966	Active	8	1	1	0	0.00%	8	0	4		2	P,S,T,M,VP SC	19		
3333	WAKAW	04/06/1950	Active	15	0	1	-1	-6.25%	16	8	4			P,S,T,M,VP SC	13		
45564	WILLOWBROOK & DISTRICT	12/31/1985	Active	16	0	0	0	0.00%	16		1			P,S,T,M,VP SC	2		
3299	YORKTON	06/28/1948	Active	39	7	13	-6	-13.33%	45	7	0		2	P,S,T,M,VP SC	24+		

Clubs Cancelled Previous Fiscal Year – Clubs Cancelled within last 12 months may be reinstated

Club Number	Club Name	Charter Date	Current Status*	Cancellation Date
32881	DUNDURN	10/18/1976	Cancelled(8*)	06/29/2024

Current Total Clubs Count	YTD New Clubs Count	YTD Cancelled Clubs Count	YTD Net Club Gain	Current Total Members Count	YTD Add	YTD Drop	YTD Net Growth	YTD Net Growth %	Member Count 12 Months Ago	Average Member Count Per Club	% of Clubs with less than 20 members	% No MMR in 3 Months	% No Officer Report in 12 Months	% of Clubs with balance 90+ days	Number of Clubs in Status Quo	% Status Quo Clubs in Financial Suspension	Number of Cancelled Clubs	Average Cancelled Club Age	Members Lost Due to Cancellation	% of Clubs Cancelled for Non-Financial Reasons
51	1	3	-2	1,020	145	155	-10	-0.97%	1,029	20	49%	27%	0%	0%	0	0%	3	64	38	0%

\* - P - Priority Club. Cancellation Reasons: 1-Objectives/conduct, 2-Non-active club, 5-Non-existing club, 6-Disbanding, 7-Merger, 8-Financial Suspension, 9-District/Multiple District Dues.

\*\* - Abbreviation: P-President, S-Secretary, T-Treasurer, M-Member Chairperson, VP-First Vice President, MC-Communications Chairperson, SC-Service Chairperson

\*\*\* - Abbreviation: N/R - Never reported using the Lions Clubs website, N/A - Not applicable, No password registered for the Lions Clubs website.

\*\*\*\* - Abbreviation: N - New, IP - Immediate Past, R - Repeat.



# Club Health Assessment for District 5 SKS through June 2025

			Status	Membership							Reports					Finance		LCIF
Club Number	Club Name	Charter Date		Current Member Count	YTD Members Added	YTD Members Dropped	YTD Net Growth	YTD Net Growth%	Member Count 12 Months Ago	Avg. length of service for dropped members	Months Since Last MMR ***	Yrs. Since Last Officer Report	President Rotation	Vice President Reported ****	Months Since Last Activity Report ***	Account Balance	Donations for current Fiscal Year	
			Number of times on status quo within last two years	If below 15 members appears				If net loss is greater than 20% appears			If no report in 3 months appears in	When more than one year appears in	Number of repeat terms	Notes the officers that do not have an active	If no report at 12 months appears in red			
Clubs less than two years old																		
158089	White City Emerald Park District	05/31/2024	Active	22	12	14	-2	-8.33%	24	1	0		2	P,S,T,M,VP SC	N/A			
Clubs more than two years old																		
43458	ALIDA & DISTRICT	02/29/1984	Active	12	0	0	0	0.00%	12		13		2	P,S,T,M,VP SC	15		\$121.50	
3257	AVONLEA DISTRICT	02/20/1966	Active	18	0	1	-1	-5.26%	19	40	0			P,S,T,M,VP SC	18			
3258	BALCARRES AND DISTRICT	11/30/1954	Active	42	3	2	1	2.44%	41	39	1			P,S,T,M,VP SC	2			
36196	BATEMAN	11/14/1978	Active	17	2	2	0	0.00%	17	4	0		2	P,S,T,M,VP SC	4			
39126	BETHUNE & DISTRICT L C	12/29/1980	Active	10	0	1	-1	-9.09%	11	7	1		2	P,S,T,M,VP SC	17		\$420.09	
3259	BIENFAIT	03/30/1972	Active	12	2	3	-1	-7.69%	13	35	0		2	P,S,T,M,VP SC	0			
3261	BROADVIEW DISTRICT L C	11/02/1967	Active	19	6	1	5	35.71%	14	1	2		None	P,S,T,M,VP SC	0			
115598	BURSTALL BORDERTOWN	11/21/2011	Active	16	1	1	0	0.00%	16	1	0			P,S,T,M,VP SC	1			
3340	BURSTALL DISTRICT L C	04/01/1965	Active	18	1	0	1	5.88%	17		0			P,S,T,M,VP SC	5			
3341	CABRI DISTRICT	01/21/1959	Active	29	3	2	1	3.57%	28	30	0			P,S,T,M,VP SC	4		\$5,176.97	
3263	CARLYLE DISTRICT L C	10/31/1963	Active	35	5	5	0	0.00%	35	20	0			P,S,T,M,VP SC	3		\$2,810.81	
Exc Award (06/30/2017, 06/30/2024)																		
3264	CARNDUFF DIST	05/04/1961	Active	9	2	0	2	28.57%	7		0		2	P,S,T,M,VP SC	0		\$144.86	
3265	CEYLON	10/15/1970	Active	22	0	0	0	0.00%	22		14			P,S,T,M,VP SC	15			
30145	CLIMAX	01/28/1975	Active	18	1	0	1	5.88%	17		1		3	P,S,T,M,VP SC	6			
3344	CRAIK DISTRICT L C	05/10/1965	Active(1)	5	0	0	0	0.00%	5		23		5	P,S,T,M,VP SC	24+			
3345	DODSLAND DISTRICT	11/09/1955	Active	29	5	6	-1	-3.33%	30	19	3		None	P,S,T,M,VP SC	0			
3346	EATONIA	03/30/1954	Active	22	0	2	-2	-8.33%	24	9	0			P,S,T,M,VP SC	5			
3347	ELROSE	03/26/1954	Active	39	1	3	-2	-4.88%	41	4	0			P,S,T,M,VP SC	0			
146553	Elrose Lioness	06/17/2021	Active	11	1	3	-2	-15.38%	13	3	0		3	P,S,T,M,VP SC	0			
3267	ESTEVAN	05/27/1957	Active	17	5	1	4	30.77%	13	8	8		2	P,S,T,M,VP SC	8			
3349	ESTON	08/14/1947	Active	28	4	3	1	3.70%	27	28	0			P,S,T,M,VP SC	2		\$1,040.76	



# Club Health Assessment for District 5 SKS through June 2025

			Status	Membership							Reports					Finance	LCIF
Club Number	Club Name	Charter Date		Current Member Count	YTD Members Added	YTD Members Dropped	YTD Net Growth	YTD Net Growth%	Member Count 12 Months Ago	Avg. length of service for dropped members	Months Since Last MMR ***	Yrs. Since Last Officer Report	President Rotation	Vice President Reported ****	Months Since Last Activity Report ***	Account Balance	Donations for current Fiscal Year
			Number of times on status quo within last two years	If below 15 members appears				If net loss is greater than 20% appears			If no report in 3 months appears in	When more than one year appears in	Number of repeat terms	Notes the officers that do not have an active	If no report at 12 months red		
57026	ESTON 95	06/12/1995	Active	42	5	6	-1	-2.33%	43	18	0		None	P,S,T,M,VP SC	2		
3268	FILLMORE DIST	04/05/1961	Active	11	1	1	0	0.00%	11	44	1			P,S,T,M,VP SC	0		
3270	FORT QUAPPELLE DISTRICT	09/26/1961	Active	33	1	9	-8	-19.51%	41	14	0			P,S,T,M,VP SC	0		\$404.85
Exc Award (06/30/2024)																	
38260	GAINSBOROUGH & DIST L C	04/28/1980	Active	15	0	0	0	0.00%	15		5		3	P,S,T,M,VP SC	24+		\$69.79
34616	GLEN BAIN	11/29/1977	Active	9	4	1	3	50.00%	6	0	3		12	P,S,T,M,VP SC	2		
3272	GLENAVON	03/30/1966	Active	12	0	0	0	0.00%	12		14			P,S,T,M,VP SC	6		
3350	GRAVELBOURG	05/19/1947	Active	9	0	3	-3	-25.00%	12	3	0		11	P,S,T,M,VP SC	24+		
107963	GRENFELL AND DISTRICT	04/02/2010	Active	16	1	3	-2	-11.11%	18	4	1			P,S,T,M,VP SC	24+		
3351	HARRIS	03/13/1968	Active	25	0	0	0	0.00%	25		13			P,S,T,M,VP SC	12		
31731	HAZLET	02/16/1976	Active	31	2	3	-1	-3.13%	32	6	2		8	P,S,T,M,VP SC	0		
37775	INDIAN HEAD & DISTRICT	12/10/1979	Active	12	0	1	-1	-7.69%	13	5	5		2	P,S,T,M,VP SC	24+		
95603	KATEPWA & DISTRICT	02/27/2006	Active	33	1	0	1	3.13%	32		0			P,S,T,M,VP SC	0		\$936.93
3355	KINCAID	11/10/1958	Active	4	0	2	-2	-33.33%	6	24	0		12	P,S,T,M,VP SC	24+		
3276	KIPLING DISTRICT	10/25/1963	Active	23	0	0	0	0.00%	23		16		4	P,S,T,M,VP SC	6		
3356	LAFLECHE DISTRICT L C	04/25/1966	Active	14	0	0	0	0.00%	14		2		4	P,S,T,M,VP SC	24+		
3277	LAMPMAN DISTRICT	04/07/1963	Active	19	3	0	3	18.75%	16		5			P,S,T,M,VP SC	5		\$80.26
3357	LEADER	12/07/1959	Active	22	4	1	3	15.79%	19	10	2			P,S,T,M,VP SC	0		\$50.00
56922	LEADER RIVER HILLS	05/03/1995	Active	14	2	1	1	7.69%	13	4	1			P,S,T,M,VP SC	9		
3279	LEMBERG DISTRICT L C	03/14/1967	Active	14	1	2	-1	-6.67%	15	19	0			P,S,T,M,VP SC	0		
3358	LOREBURN DISTRICT	04/20/1959	Active	12	0	0	0	0.00%	12		12		4	P,S,T,M,VP SC	6		
3281	LUMSDEN DIST	03/11/1961	Active	29	7	10	-3	-9.38%	32	14	0		4	P,S,T,M,VP SC	0		
3359	MANKOTA DISTRICT	10/23/1963	Active	12	0	5	-5	-29.41%	17	4	0		None	P,S,T,M,VP SC	24+		
36549	MANTARIO	02/26/1979	Active	12	0	0	0	0.00%	12		6			P,S,T,M,VP SC	5		
3282	MARYFIELD DISTRICT L C	04/01/1968	Active	22	15	7	8	57.14%	14	11	0		3	P,S,T,M,VP SC	0		\$1,052.94



# Club Health Assessment for District 5 SKS through June 2025

			Status	Membership							Reports					Finance		LCIF
Club Number	Club Name	Charter Date		Current Member Count	YTD Members Added	YTD Members Dropped	YTD Net Growth	YTD Net Growth%	Member Count 12 Months Ago	Avg. length of service for dropped members	Months Since Last MMR ***	Yrs. Since Last Officer Report	President Rotation	Vice President Reported ****	Months Since Last Activity Report ***	Account Balance	Donations for current Fiscal Year	
			Number of times on status quo within last two years	If below 15 members appears				If net loss is greater than 20% appears			If no report in 3 months appears in	When more than one year appears in	Number of repeat terms	Notes the officers that do not have an active	If no report at 12 months red			
Exc Award (06/30/2021)																		
3284	MONTMARTRE DIST	02/12/1964	Active	14	3	1	2	16.67%	12	34	3			P,S,T,M,VP SC	4			
36864	MOOSE JAW EARLY BIRD	04/09/1979	Active	8	3	0	3	60.00%	5		3		2	P,S,T,M,VP SC	5			
108228	MOOSE MOUNTAIN	04/28/2010	Active	8	0	4	-4	-33.33%	12	9	0		None	P,S,T,M,VP SC	1			
3285	NEUDORF	05/03/1971	Active	9	1	1	0	0.00%	9	1	0			P,S,T,M,VP SC	0			
3286	OXBOW DISTRICT	04/14/1959	Active	22	1	4	-3	-12.00%	25	43	2			P,S,T,M,VP SC	2		\$1,000.00	
31732	PIAPOT	02/16/1976	Active	29	4	4	0	0.00%	29	20	3			P,S,T,M,VP SC	1			
45654	PILOT BUTTE & DIST L C	01/27/1986	Active	15	2	0	2	15.38%	13		3		3	P,S,T,M,VP SC	1			
31916	QU'APPELLE DISTRICT L C	03/26/1976	Active(1)	11	3	1	2	22.22%	9	49	1		None	P,S,T,M,VP SC	2			
109574	REDVERS AND DISTRICT	11/08/2010	Active	14	0	0	0	0.00%	14		15		3	P,S,T,M,VP SC	2			
3290	REGINA 35	10/01/1967	Active	18	0	8	-8	-30.77%	26	21	0		None	P,S,T,M,VP SC	8			
36681	REGINA BEACH	03/21/1979	Active	40	7	3	4	11.11%	36	15	0		2	P,S,T,M,VP SC	0		\$216.25	
Exc Award (06/30/2024)																		
3287	REGINA CENTRAL	01/28/1929	Active	5	0	0	0	0.00%	5		10		6	P,S,T,M,VP SC	18	90+ Days		
3288	REGINA LAKESIDE	03/05/1956	Active	32	1	2	-1	-3.03%	33	22	0			P,S,T,M,VP SC	0		\$7,117.62	
43712	RICHMOUND	04/30/1984	Active	17	5	3	2	13.33%	15	5	0			P,S,T,M,VP SC	0			
3362	RIVERHURST	11/28/1967	Active	13	0	3	-3	-18.75%	16	6	1		2	P,S,T,M,VP SC	24+			
3363	ROSETOWN	03/03/1946	Active	15	1	3	-2	-11.76%	17	19	2			P,S,T,M,VP SC	3		\$138.86	
3365	SOVEREIGN	11/15/1967	Active	22	2	5	-3	-12.00%	25	18	5		5	P,S,T,M,VP SC	4	90+ Days		
3296	STOUGHTON	03/28/1967	Active	14	0	1	-1	-6.67%	15	19	2		3	P,S,T,M,VP SC	6			
3366	SWIFT CURRENT	12/12/1946	Active	19	0	2	-2	-9.52%	21	37	0		8	P,S,T,M,VP SC	19			
34617	TUGASKE	11/09/1977	Active	12	0	0	0	0.00%	12		5			P,S,T,M,VP SC	3			
43208	VAL MARIE	12/14/1983	Active	19	0	0	0	0.00%	19		31		11	P,S,T,M,VP SC	24+			
3297	WAWOTA DISTRICT L C	04/05/1965	Active	33	1	0	1	3.13%	32		3			P,S,T,M,VP SC	2		\$1,046.89	
28007	WINDTHORST DISTRICT	02/13/1974	Active	20	0	0	0	0.00%	20		1		8	P,S,T,M,VP SC	4			



## Club Health Assessment for District 5 SKS through June 2025

				Status						Membership						Reports				Finance		LCIF
Club Number	Club Name	Charter Date			Current Member Count	YTD Members Added	YTD Members Dropped	YTD Net Growth	YTD Net Growth%	Member Count 12 Months Ago	Avg. length of service for dropped members	Months Since Last MMR ***	Yrs. Since Last Officer Report	President Rotation	Vice President Reported ****	Months Since Last Activity Report ***	Account Balance	Donations for current Fiscal Year				
				Number of times on status quo within last two years	If below 15 members appears				If net loss is greater than 20% appears			If no report in 3 months appears in	When more than one year appears in	Number of repeat terms	Notes the officers that do not have an active	If no report at 12 months appears in red						
3369	WISETON	12/11/1968		Active	16	0	0	0	0.00%	16		26			P,S,T,M,VP SC	19						
3298	WOLSELEY	03/14/1952		Active	20	0	0	0	0.00%	20		2		2	P,S,T,M,VP SC	2						
Current Total Clubs Count	YTD New Clubs Count	YTD Cancelled Clubs Count	YTD Net Club Gain	Current Total Members Count	YTD Add	YTD Drop	YTD Net Growth	YTD Net Growth %	Member Count 12 Months Ago	Average Member Count Per Club	% of Clubs with less than 20 members	% No MMR in 3 Months	% No Officer Report in 12 Months	% of Clubs with balance 90+ days	Number of Clubs in Status Quo	% Status Quo Clubs in Financial Suspension	Number of Cancelled Clubs	Average Cancelled Club Age	Members Lost Due to Cancellation	% of Clubs Cancelled for Non-Financial Reasons		
71	0	0	0	1,340	135	150	-15	-1.11%	1,355	19	63%	35%	0%	3%	0	0%	0	0	0	0%		

\* - P - Priority Club. Cancellation Reasons: 1-Objectives/conduct, 2-Non-active club, 5-Non-existing club, 6-Disbanding, 7-Merger, 8-Financial Suspension, 9-District/Multiple District Dues.

\*\* - Abbreviation: P-President, S-Secretary, T-Treasurer, M-Member Chairperson, VP-First Vice President, MC-Communications Chairperson, SC-Service Chairperson

\*\*\* - Abbreviation: N/R - Never reported using the Lions Clubs website, N/A - Not applicable, No password registered for the Lions Clubs website.

\*\*\*\* - Abbreviation: N - New, IP - Immediate Past, R - Repeat.



## Club Health Assessment for District 19 I through June 2025

			Status	Membership							Reports					Finance		LCIF
Club Number	Club Name	Charter Date		Current Member Count	YTD Members Added	YTD Members Dropped	YTD Net Growth	YTD Net Growth%	Member Count 12 Months Ago	Avg. length of service for dropped members	Months Since Last MMR ***	Yrs. Since Last Officer Report	President Rotation	Vice President Reported ****	Months Since Last Activity Report ***	Account Balance	Donations for current Fiscal Year	
			Number of times on status quo within last two years	If below 15 members appears				If net loss is greater than 20% appears			If no report in 3 months appears in	When more than one year appears in	Number of repeat terms	Notes the officers that do not have an active	If no report at 12 months appears in red			
Clubs more than two years old																		
7740	100 MILE HOUSE	12/07/1955	Active	29	1	1	0	0.00%	29	2	3			P,S,T,M,VP SC	0		\$179.86	
39523	108 MILE RANCH	03/06/1981	Active	15	6	10	-4	-21.05%	19	7	0			P,S,T,M,VP SC	0			
41154	ARMSTRONG	04/08/1982	Active	20	2	3	-1	-4.76%	21	2	0		2	P,S,T,M,VP SC	6			
Exc Award (06/30/2020)																		
7730	ASHCROFT + DISTRICT	02/28/1951	Active	17	9	8	1	6.25%	16	1	0			P,S,T,M,VP SC	0		\$362.15	
7731	BARRIERE	12/06/1967	Active	23	2	5	-3	-11.54%	26	2	1			P,S,T,M,VP SC	15			
7808	BEAVER VALLEY L C	06/02/1971	Active	8	0	0	0	0.00%	8		0		3	P,S,T,M,VP SC	0		\$347.14	
Exc Award (06/30/2023)																		
7734	CHASE	11/20/1967	Active	10	0	5	-5	-33.33%	15	2	1			P,S,T,M,VP SC	0		\$345.88	
Exc Award (06/30/2021)																		
7811	CRANBROOK	12/08/1947	Active	18	1	1	0	0.00%	18	1	0			P,S,T,M,VP SC	0			
Exc Award (06/30/2023)																		
7812	CRESTON	10/24/1939	Active	25	5	6	-1	-3.85%	26	3	1			P,S,T,M,VP SC	1		\$2,800.01	
Exc Award (06/30/2023, 06/30/2024)																		
7813	ELKFORD	01/04/1972	Active	21	2	5	-3	-12.50%	24	6	0			P,S,T,M,VP SC	3			
Exc Award (06/30/2023)																		
7738	ENDERBY & DISTRICT	08/26/1947	Active	63	6	11	-5	-7.35%	68	15	0		2	P,S,T,M,VP SC	0		\$1,816.57	
Exc Award (06/30/2023)																		
62709	FAIRMONT	01/12/2000	Active	31	8	5	3	10.71%	28	5	0			P,S,T,M,VP SC	0		\$1,428.07	
Exc Award (06/30/2023)																		
7814	FERNIE	06/18/1969	Active	26	3	2	1	4.00%	25	22	5		2	P,S,T,M,VP SC	5			
7815	GOLDEN DISTRICT	05/01/1956	Active	8	0	1	-1	-11.11%	9	7	4			P,S,T,M,VP SC	1		\$35.97	
40604	KAMLOOPS ABERDEEN	12/28/1981	Active	24	2	0	2	9.09%	22		5			P,S,T,M,VP SC	0			
7733	KAMLOOPS BROCK CENTRAL L C	11/01/1971	Active	24	1	1	0	0.00%	24	44	2		2	P,S,T,M,VP SC	0			
50900	KAMLOOPS PADDLEWHEELERS	08/30/1990	Active	24	0	3	-3	-11.11%	27	6	0		2	P,S,T,M,VP SC	0		\$2,544.64	
Exc Award (06/30/2024)																		





# Club Health Assessment for District 19 I through June 2025

			Status	Membership							Reports					Finance		LCIF
Club Number	Club Name	Charter Date		Current Member Count	YTD Members Added	YTD Members Dropped	YTD Net Growth	YTD Net Growth%	Member Count 12 Months Ago	Avg. length of service for dropped members	Months Since Last MMR ***	Yrs. Since Last Officer Report	President Rotation	Vice President Reported ****	Months Since Last Activity Report ***	Account Balance	Donations for current Fiscal Year	
			Number of times on status quo within last two years	If below 15 members appears				If net loss is greater than 20% appears			If no report in 3 months appears in	When more than one year appears in	Number of repeat terms	Notes the officers that do not have an active	If no report at 12 months appears in red			
33420	KELOWNA OKANAGAN MISSION	03/14/1977	Active	16	2	3	-1	-5.88%	17	44	0		2	P,S,T,M,VP SC	0		\$215.83	
36969	KOOTENAY LAKE LC Exc Award (06/30/2023)	04/27/1979	Active	27	2	4	-2	-6.90%	29	7	0		2	P,S,T,M,VP SC	0		\$208.15	
33828	KOOTENAY-SLOCAN L C	05/12/1977	Active(1)	5	0	2	-2	-28.57%	7	5	4		4	P,S,T,M,VP SC	24+			
7768	LAKE COUNTRY WINFIELD	03/28/1968	Active	23	3	3	0	0.00%	23	21	0			P,S,T,M,VP SC	0		\$730.07	
7818	LAKE WINDERMERE DISTRICT Exc Award (06/30/2023)	10/25/1951	Active	39	3	6	-3	-7.14%	42	18	0		2	P,S,T,M,VP SC	1		\$74.16	
7745	LOGAN LAKE	06/14/1973	Active	24	0	8	-8	-25.00%	32	3	0		None	P,S,T,M,VP SC	9		\$72.26	
7746	LUMBY	09/05/1947	Active	20	3	5	-2	-9.09%	22	7	0			P,S,T,M,VP SC	2			
7817	MARK CREEK Exc Award (06/30/2023)	09/25/1947	Active(1)	26	5	9	-4	-13.33%	30	7	0		4	P,S,T,M,VP SC	21			
43610	MIDWAY GREENWOOD KETTLE RIVER	03/26/1984	Active(2)	23	3	3	0	0.00%	23	9	4		2	P,S,T,M,VP SC	2			
7820	NELSON Exc Award (06/30/2020, 06/30/2023)	07/26/1945	Active	20	2	5	-3	-13.04%	23	17	0		2	P,S,T,M,VP SC	2		\$164.28	
7750	NORTH KAMLOOPS Exc Award (06/30/2023)	12/30/1953	Active	17	0	1	-1	-5.56%	18	13	0			P,S,T,M,VP SC	6		\$76.21	
31919	NORTH SHUSWAP L C	03/18/1976	Active	19	4	5	-1	-5.00%	20	3	1		3	P,S,T,M,VP SC	0		\$345.88	
37785	O K FALLS	12/31/1979	Active	16	3	1	2	14.29%	14	5	0			P,S,T,M,VP SC	0		\$173.46	
36694	OLIVER	03/05/1979	Active	14	2	0	2	16.67%	12		2		2	P,S,T,M,VP SC	1		\$362.15	
40605	PEACHLAND	12/28/1981	Active(1)	25	6	2	4	19.05%	21	18	1		2	P,S,T,M,VP SC	0		\$222.94	
7755	PENTICTON	08/10/1949	Active	23	1	0	1	4.55%	22		2		7	P,S,T,M,VP SC	0		\$900.04	
7757	PRINCE GEORGE SPRUCE CITY	11/02/1965	Active	12	1	2	-1	-7.69%	13	13	4		4	P,S,T,M,VP SC	2			
7759	QUESNEL	08/05/1949	Active	28	1	4	-3	-9.68%	31	7	1		4	P,S,T,M,VP SC	24+	90+ Days	\$346.92	
31792	ROSSLAND GOLDEN CITY LIONS SOCIETY Exc Award (06/30/2023)	03/03/1976	Active	23	3	6	-3	-11.54%	26	6	1		2	P,S,T,M,VP SC	0			





## Club Health Assessment for District 19 I through June 2025

			Status	Membership							Reports					Finance	LCIF
Club Number	Club Name	Charter Date		Current Member Count	YTD Members Added	YTD Members Dropped	YTD Net Growth	YTD Net Growth%	Member Count 12 Months Ago	Avg. length of service for dropped members	Months Since Last MMR ***	Yrs. Since Last Officer Report	President Rotation	Vice President Reported ****	Months Since Last Activity Report ***	Account Balance	Donations for current Fiscal Year
			Number of times on status quo within last two years	If below 15 members appears				If net loss is greater than 20% appears			If no report in 3 months appears in	When more than one year appears in	Number of repeat terms	Notes the officers that do not have appears in an active	If no report at 12 months red		
7821	SALMO	04/24/1963	Active	12	5	3	2	20.00%	10	4	0			P,S,T,M,VP SC	13		
	Exc Award (06/30/2023)																
7822	SAND CREEK	10/06/1958	Active	17	0	0	0	0.00%	17		2			P,S,T,M,VP SC	8		\$208.15
7763	SORRENTO	03/07/1973	Active	20	0	5	-5	-20.00%	25	4	0		3	P,S,T,M,VP SC	11		
7823	SPARWOOD	12/10/1971	Active	21	4	6	-2	-8.70%	23	15	0		3	P,S,T,M,VP SC	8		\$215.83
	Exc Award (06/30/2023)																
7764	VALEMOUNT	04/01/1970	Active	15	8	2	6	66.67%	9	13	0			P,S,T,M,VP SC	7		
7765	VERNON	11/06/1945	Active	35	13	15	-2	-5.41%	37	10	1		2	P,S,T,M,VP SC	0		
	Exc Award (06/30/2023, 06/30/2024)																
32679	WASA B C	08/17/1976	Active	22	6	3	3	15.79%	19	15	3		2	P,S,T,M,VP SC	6		
7766	WESTBANK	05/10/1967	Active	20	5	2	3	17.65%	17	7	4		2	P,S,T,M,VP SC	0		\$459.78
7767	WILLIAMS LAKE	10/20/1965	Active	19	3	4	-1	-5.00%	20	14	1		6	P,S,T,M,VP SC	1		

Clubs Cancelled Previous Fiscal Year – Clubs Cancelled within last 12 months may be reinstated

Club Number	Club Name	Charter Date	Current Status*	Cancellation Date
56449	FOREST GROVE 94	01/20/1995	Cancelled(6*)	06/29/2024
39137	TRAIL	12/31/1980	Cancelled(6*)	07/29/2023

Current Total Clubs Count	YTD New Clubs Count	YTD Cancelled Clubs Count	YTD Net Club Gain	Current Total Members Count	YTD YTD Add Drop	YTD Net Growth	YTD Net Growth %	Member Count 12 Months Ago	Average Member Count Per Club	% of Clubs with less than 20 members	% No MMR in 3 Months	% No Officer Report in 12 Months	% of Clubs with balance 90+ days	Number of Clubs in Status Quo	% Status Quo Clubs in Financial Suspension	Number of Cancelled Clubs	Average Cancelled Club Age	Members Lost Due to Cancellation	% of Clubs Cancelled for Non-Financial Reasons
45	0	0	0	967	136 176	-40	-3.97%	1,007	21	38%	20%	0%	2%	0	0%	0	0	0	0%

\* - P - Priority Club. Cancellation Reasons: 1-Objectives/conduct, 2-Non-active club, 5-Non-existing club, 6-Disbanding, 7-Merger, 8-Financial Suspension, 9-District/Multiple District Dues.

\*\* - Abbreviation: P-President, S-Secretary, T-Treasurer, M-Member Chairperson, VP-First Vice President, MC-Communications Chairperson, SC-Service Chairperson

\*\*\* - Abbreviation: N/R - Never reported using the Lions Clubs website, N/A - Not applicable, No password registered for the Lions Clubs website.

\*\*\*\* - Abbreviation: N - New, IP - Immediate Past, R - Repeat.




# Club Health Assessment for District 19 L through June 2025

			Status	Membership							Reports					Finance	LCIF
Club Number	Club Name	Charter Date		Current Member Count	YTD Members Added	YTD Members Dropped	YTD Net Growth	YTD Net Growth%	Member Count 12 Months Ago	Avg. length of service for dropped members	Months Since Last MMR ***	Yrs. Since Last Officer Report	President Rotation	Vice President Reported ****	Months Since Last Activity Report ***	Account Balance	Donations for current Fiscal Year
			Number of times on status quo within last two years	If below 15 members appears				If net loss is greater than 20% appears			If no report in 3 months appears in	When more than one year appears in	Number of repeat terms	Notes the officers that do not have appears in an active	If no report at 12 months red		
Clubs less than two years old																	
172669	Masset Haida	06/26/2024	Cancelled(8*)	0	0	20	-20	-100.00%	20	1	0		None	P,S,T,M,VP SC	N/R	90+ Days	
156294	Vancouver Milestone	10/03/2023	Active	8	2	9	-7	-46.67%	15	1	0		2	P,S,T,M,VP SC	2		
156292	Vancouver Regency	10/03/2023	Active(2)	23	3	0	3	15.00%	20		1		2	P,S,T,M,VP SC	12		
172672	Vancouver Unity	06/26/2024	Cancelled(8*)	0	0	20	-20	-100.00%	20	1	12		None	P,S,T,M,VP SC	N/A	90+ Days	
Clubs more than two years old																	
7967	ALBERNI VALLEY	07/13/1955	Active	16	0	0	0	0.00%	16		9		2	P,S,T,M,VP SC	0		\$348.96
Exc Award (06/30/2018)																	
30344	AMBLESIDE-TIDDLYCOVE	03/11/1975	Active	23	6	3	3	15.00%	20	19	1			P,S,T,M,VP SC	0		\$2,167.81
Exc Award (06/30/2024)																	
32069	BAYNES SOUND L C	04/20/1976	Active	13	2	6	-4	-23.53%	17	4	2		8	P,S,T,M,VP SC	24+		
38432	BLACK CREEK	05/01/1980	Active	18	1	1	0	0.00%	18	4	3		16	P,S,T,M,VP SC	11		
7575	BURNABY HOST	12/01/1944	Active	8	0	0	0	0.00%	8		1			P,S,T,M,VP SC	18		\$208.28
47284	BURNABY LOUGHEED	04/30/1987	Active	25	1	1	0	0.00%	25	19	7			P,S,T,M,VP SC	8		
Exc Award (06/30/2016)																	
36562	CEDAR	02/12/1979	Active	12	2	2	0	0.00%	12	8	0		4	P,S,T,M,VP SC	14		
7989	CENTRAL SAANICH	03/20/1969	Active	49	11	6	5	11.36%	44	8	0		2	P,S,T,M,VP SC	0		\$724.29
Exc Award (06/30/2024)																	
7970	COMOX VALLEY L C	11/07/1966	Active	24	9	2	7	41.18%	17	7	0			P,S,T,M,VP SC	0		
55177	COMOX VALLEY MONARCH	12/20/1993	Active	0	4	15	-11	-100.00%	11	21	1		None	P,S,T,M,VP SC	5		\$87.61
30230	COWICHAN LAKE	02/07/1975	Active	14	0	4	-4	-22.22%	18	4	1		2	P,S,T,M,VP SC	1		
7971	DUNCAN	04/22/1958	Active	21	2	1	1	5.00%	20	41	2			P,S,T,M,VP SC	0		\$2,081.53
7972	ESQUIMALT	05/04/1951	Active	34	2	4	-2	-5.56%	36	20	0			P,S,T,M,VP SC	13		\$797.73
Exc Award (06/30/2022)																	
30346	GABRIOLA ISLAND	03/11/1975	Active(1)	45	10	3	7	18.42%	38	19	0		2	P,S,T,M,VP SC	0		
Exc Award (06/30/2021)																	
7973	GALIANO ISLAND	12/07/1972	Active	23	5	7	-2	-8.00%	25	9	0		None	P,S,T,M,VP SC	24+		




# Club Health Assessment for District 19 L through June 2025

			Status	Membership							Reports					Finance	LCIF
Club Number	Club Name	Charter Date		Current Member Count	YTD Members Added	YTD Members Dropped	YTD Net Growth	YTD Net Growth%	Member Count 12 Months Ago	Avg. length of service for dropped members	Months Since Last MMR ***	Yrs. Since Last Officer Report	President Rotation	Vice President Reported ****	Months Since Last Activity Report ***	Account Balance	Donations for current Fiscal Year
			Number of times on status quo within last two years	If below 15 members appears				If net loss is greater than 20% appears			If no report in 3 months appears in	When more than one year appears in	Number of repeat terms	Notes the officers that do not have an active	If no report at 12 months appears in red		
7577	GIBSONS	06/30/1972	Active	13	3	0	3	30.00%	10		7			P,S,T,M,VP SC	9	90+ Days	\$1,249.54
7974	GOLD RIVER	02/16/1967	Active	7	2	0	2	40.00%	5		0		4	P,S,T,M,VP SC	1		
7578	GRANISLE	06/12/1968	Active	12	1	0	1	9.09%	11		9		9	P,S,T,M,VP SC	24+		
7976	LADYSMITH	08/21/1941	Active	16	4	6	-2	-11.11%	18	14	0			P,S,T,M,VP SC	0		
7583	LYNN VALLEY L C	10/27/1970	Active	35	0	4	-4	-10.26%	39	5	1		9	P,S,T,M,VP SC	8		
7978	MALAHAT L C	12/17/1969	Active	20	2	2	0	0.00%	20	5	2			P,S,T,M,VP SC	0		
7979	MALCOLM ISLAND L C	11/21/1973	Active	20	5	1	4	25.00%	16	51	1		15	P,S,T,M,VP SC	14		
7980	MAYNE ISLAND	11/12/1971	Active	43	13	11	2	4.88%	41	5	0			P,S,T,M,VP SC	24+		
39139	MILL BAY	12/31/1980	Active	16	2	2	0	0.00%	16	27	2		2	P,S,T,M,VP SC	0		
7585	MT SEYMOUR L C	02/01/1966	Active	18	1	0	1	5.88%	17		2		10	P,S,T,M,VP SC	2		
7981	NANAIMO	12/10/1946	Active	21	1	2	-1	-4.55%	22	26	0			P,S,T,M,VP SC	0	\$1,079.17	
Exc Award (06/30/2016, 06/30/2018)																	
43862	NANAIMO HUB CITY	05/17/1984	Active	11	0	1	-1	-8.33%	12	10	1			P,S,T,M,VP SC	24+		
35161	NANOOSE BAY L C	03/29/1978	Active	14	0	2	-2	-12.50%	16	9	2		2	P,S,T,M,VP SC	15		\$694.28
Exc Award (06/30/2024)																	
62326	NORTH VANCOUVER DEEP COVE	08/30/1999	Active	24	0	0	0	0.00%	24		2			P,S,T,M,VP SC	0		\$277.54
Exc Award (06/30/2016, 06/30/2018, 06/30/20)																	
7983	PARKSVILLE	11/18/1969	Active	12	1	5	-4	-25.00%	16	5	1		None	P,S,T,M,VP SC	0		
7590	PEMBERTON	12/12/1965	Active	26	1	3	-2	-7.14%	28	7	0			P,S,T,M,VP SC	15		\$1,350.00
Exc Award (06/30/2018, 06/30/2020)																	
7984	PENDER ISLANDS	05/25/1973	Active	14	3	2	1	7.69%	13	12	0		None	P,S,T,M,VP SC	16		
7985	PORT ALICE	09/01/1966	Active(2)	14	0	2	-2	-12.50%	16	3	10		5	P,S,T,M,VP SC	14		
7986	PORT HARDY	08/17/1966	Active	12	1	3	-2	-14.29%	14	6	5			P,S,T,M,VP SC	14		
7987	PORT MC NEILL	04/04/1967	Active	22	16	0	16	266.67%	6		1		3	P,S,T,M,VP SC	9		
7594	PRINCE RUPERT	05/02/1963	Active	23	2	3	-1	-4.17%	24	11	0		2	P,S,T,M,VP SC	24+		\$248.43
Exc Award (06/30/2018)																	



# Club Health Assessment for District 19 L through June 2025

			Status	Membership							Reports					Finance		LCIF
Club Number	Club Name	Charter Date		Current Member Count	YTD Members Added	YTD Members Dropped	YTD Net Growth	YTD Net Growth%	Member Count 12 Months Ago	Avg. length of service for dropped members	Months Since Last MMR ***	Yrs. Since Last Officer Report	President Rotation	Vice President Reported ****	Months Since Last Activity Report ***	Account Balance	Donations for current Fiscal Year	
			Number of times on status quo within last two years	If below 15 members appears				If net loss is greater than 20% appears			If no report in 3 months appears in	When more than one year appears in	Number of repeat terms	Notes the officers that do not have an active	If no report at 12 months appears in red			
42274	PROTECTION ISLAND	02/07/1983	Active	21	2	6	-4	-16.00%	25	12	0			P,S,T,M,VP SC	24+			
7988	QUALICUM BAY	02/04/1969	Active	30	4	9	-5	-14.29%	35	11	0			P,S,T,M,VP SC	1			
7990	SAANICH	11/10/1965	Active	4	0	1	-1	-20.00%	5	5	6		None	P,S,T,M,VP SC	18		\$365.07	
7991	SALT SPRING ISLAND	08/14/1959	Active	35	10	19	-9	-20.45%	44	9	0			P,S,T,M,VP SC	21			
Exc Award (06/30/2018, 06/30/2022)																		
28098	SATURNA	03/05/1974	Active	25	0	4	-4	-13.79%	29	2	2			P,S,T,M,VP SC	15			
7993	SIDNEY	05/21/1964	Active	15	8	11	-3	-16.67%	18	2	0			P,S,T,M,VP SC	15			
7598	SKIDEGATE INLET L C	03/19/1968	Active	8	0	0	0	0.00%	8		0		12	P,S,T,M,VP SC	18			
7994	SOOKE	03/26/1965	Active	42	5	2	3	7.69%	39	21	0			P,S,T,M,VP SC	0		\$56.14	
Exc Award (06/30/2018)																		
141224	Sooke District Lioness	03/25/2020	Active	28	4	6	-2	-6.67%	30	3	0			P,S,T,M,VP SC	1		\$378.55	
Exc Award (06/30/2023, 06/30/2024)																		
77468	SOOKE HARBOURSIDE LIONS	09/15/2003	Active	50	5	13	-8	-13.79%	58	7	0			P,S,T,M,VP SC	2		\$431.58	
Exc Award (06/30/2023, 06/30/2024)																		
7600	SQUAMISH	03/14/1957	Active	10	1	0	1	11.11%	9		2			P,S,T,M,VP SC	13			
7602	SUNSHINE COAST	01/26/1964	Active	28	7	6	1	3.70%	27	9	0			P,S,T,M,VP SC	0		\$740.34	
7995	TAHSIS	04/12/1968	Active	4	0	0	0	0.00%	4		14		19	P,S,T,M,VP SC	24+			
84727	VANCOUVER ARBUTUS	01/20/2005	Active	11	0	1	-1	-8.33%	12	15	0			P,S,T,M,VP SC	17			
43140	VANCOUVER BROADWAY	11/28/1983	Active	11	0	2	-2	-15.38%	13	6	0		2	P,S,T,M,VP SC	21		\$3,721.45	
Exc Award (06/30/2019, 06/30/2020, 06/30/2021)																		
7607	VANCOUVER BURNARD	01/07/1938	Active(2)	10	3	5	-2	-16.67%	12	5	0		4	P,S,T,M,VP SC	0			
Exc Award (06/30/2016, 06/30/2019)																		
56034	VANCOUVER CAMBIE	08/09/1994	Active	21	7	5	2	10.53%	19	9	1		4	P,S,T,M,VP SC	20			
Exc Award (06/30/2019)																		
48647	VANCOUVER CATHAY	06/01/1988	Active	22	1	2	-1	-4.35%	23	9	0		3	P,S,T,M,VP SC	10	90+ Days	\$300.00	
Exc Award (06/30/2019, 06/30/2022, 06/30/2023)																		
84873	VANCOUVER CATHAY NEW CENTURY	02/22/2005	Active	12	2	1	1	9.09%	11	15	2			P,S,T,M,VP SC	1			



# Club Health Assessment for District 19 L through June 2025

			Status	Membership							Reports					Finance	LCIF
Club Number	Club Name	Charter Date		Current Member Count	YTD Members Added	YTD Members Dropped	YTD Net Growth	YTD Net Growth%	Member Count 12 Months Ago	Avg. length of service for dropped members	Months Since Last MMR ***	Yrs. Since Last Officer Report	President Rotation	Vice President Reported ****	Months Since Last Activity Report ***	Account Balance	Donations for current Fiscal Year
			Number of times on status quo within last two years	If below 15 members appears				If net loss is greater than 20% appears			If no report in 3 months appears in	When more than one year appears in	Number of repeat terms	Notes the officers that do not have appears in an active	If no report at 12 months red		
7609	VANCOUVER CHINATOWN	12/03/1953	Active	36	4	6	-2	-5.26%	38	32	0			P,S,T,M,VP SC	12		\$3,808.48
	Exc Award (06/30/2017, 06/30/2018)																
98693	VANCOUVER DIAMOND	03/02/2007	Active	96	12	5	7	7.87%	89	11	0			P,S,T,M,VP SC	0		\$10,527.79
	Exc Award (06/30/2017, 06/30/2018, 06/30/2020)																
117511	VANCOUVER DIAMOND CAMPUS	08/02/2012	Cancelled(8*)	0	0	5	-5	-100.00%	5	10	0		None	P,S,T,M,VP SC	24+	90+ Days	
	Exc Award (06/30/2018)																
7610	VANCOUVER EAST	12/06/1943	Active	13	0	1	-1	-7.14%	14	1	2			P,S,T,M,VP SC	0		\$9,162.09
	Exc Award (06/30/2023, 06/30/2024)																
102284	VANCOUVER EVERGREEN	06/02/2008	Cancelled(8*)	0	0	3	-3	-100.00%	3	13	6		None	P,S,T,M,VP SC	24+	90+ Days	
138239	Vancouver Fraser	06/05/2019	Active	24	5	10	-5	-17.24%	29	2	0		2	P,S,T,M,VP SC	15		\$2,124.45
	Exc Award (06/30/2020, 06/30/2021, 06/30/2022)																
140267	Vancouver Gateway	11/21/2019	Cancelled(6*)	0	0	16	-16	-100.00%	16	5	0		None	P,S,T,M,VP SC	18		\$1,012.00
103804	VANCOUVER GRANVILLE	10/16/2008	Active	31	0	1	-1	-3.13%	32	5	1			P,S,T,M,VP SC	11		
	Exc Award (06/30/2018, 06/30/2019, 06/30/2020)																
153511	Vancouver Imperial	01/31/2023	Active	27	1	1	0	0.00%	27	0	3		3	P,S,T,M,VP SC	12	90+ Days	
120769	Vancouver Legacy	11/20/2013	Active	21	2	18	-16	-43.24%	37	8	0			P,S,T,M,VP SC	10		
	Exc Award (06/30/2016, 06/30/2018, 06/30/2020)																
7613	VANCOUVER MARPOLE-GRANDVIEW	06/15/1951	Active	9	1	1	0	0.00%	9	17	9		None	P,S,T,M,VP SC	23		
	Exc Award (06/30/2016, 06/30/2018)																
62287	VANCOUVER METROPOLITAN	08/09/1999	Active	32	3	10	-7	-17.95%	39	6	0			P,S,T,M,VP SC	0		\$1,041.42
	Exc Award (06/30/2016, 06/30/2018, 06/30/2020)																
124737	Vancouver Midas	04/27/2015	Active(2)	22	1	6	-5	-18.52%	27	4	0		2	P,S,T,M,VP SC	10		
	Exc Award (06/30/2018, 06/30/2021, 06/30/2022)																
126277	Vancouver Northern Star	11/25/2015	Active	13	0	0	0	0.00%	13		4		None	P,S,T,M,VP SC	1		
	Exc Award (06/30/2018, 06/30/2019, 06/30/2020)																
51606	VANCOUVER PACIFIC	05/09/1991	Active	27	2	4	-2	-6.90%	29	7	0			P,S,T,M,VP SC	1		\$5,601.32
	Exc Award (06/30/2017, 06/30/2018, 06/30/2020)																
142353	Vancouver Pioneer	08/04/2020	Active(1)	12	1	10	-9	-42.86%	21	5	0			P,S,T,M,VP SC	24+	90+ Days	\$2,777.14



# Club Health Assessment for District 19 L through June 2025

			Status	Membership							Reports					Finance	LCIF
Club Number	Club Name	Charter Date		Current Member Count	YTD Members Added	YTD Members Dropped	YTD Net Growth	YTD Net Growth%	Member Count 12 Months Ago	Avg. length of service for dropped members	Months Since Last MMR ***	Yrs. Since Last Officer Report	President Rotation	Vice President Reported ****	Months Since Last Activity Report ***	Account Balance	Donations for current Fiscal Year
			Number of times on status quo within last two years	If below 15 members appears				If net loss is greater than 20% appears			If no report in 3 months appears in	When more than one year appears in	Number of repeat terms	Notes the officers that do not have an active	If no report at 12 months appears in red		
142437	Vancouver Point Grey	07/30/2020	Active	16	2	4	-2	-11.11%	18	3	4		2	P,S,T,M,VP SC	18	90+ Days	\$8,385.23
Exc Award (06/30/2024)																	
130884	Vancouver Queen Elizabeth	05/31/2017	Cancelled(8*)	0	0	5	-5	-100.00%	5	8	0	1	None	P,S,T,M,VP SC	24+		
40417	VANCOUVER RENFREW	10/16/1981	Active	5	0	2	-2	-28.57%	7	27	4		13	P,S,T,M,VP SC	24+		
48648	VANCOUVER SHAUGHNESSY	06/01/1988	Active	29	0	0	0	0.00%	29		2			P,S,T,M,VP SC	0		
Exc Award (06/30/2018, 06/30/2019, 06/30/2020)																	
7617	VANCOUVER SOUTH	11/27/1944	Active	21	2	3	-1	-4.55%	22	1	0		2	P,S,T,M,VP SC	1		
124749	Vancouver Sunshine	04/28/2015	Active(1)	15	4	15	-11	-42.31%	26	4	0		2	P,S,T,M,VP SC	19		
Exc Award (06/30/2017)																	
68832	VANCOUVER TEMPLETON NEW CENTURY	05/27/2003	Active	15	0	1	-1	-6.25%	16	6	0		3	P,S,T,M,VP SC	20		
Exc Award (06/30/2018)																	
100016	VANCOUVER YALETOWN	08/10/2007	Active	39	2	1	1	2.63%	38	8	0			P,S,T,M,VP SC	19		\$2,961.37
7999	VICTORIA	03/10/1969	Active	20	2	6	-4	-16.67%	24	17	0			P,S,T,M,VP SC	0		
Exc Award (06/30/2022)																	
8000	VICTORIA CHINATOWN	03/14/1956	Active	9	0	0	0	0.00%	9		1		None	P,S,T,M,VP SC	5		\$347.14
141536	Victoria Chinatown Lioness	06/22/2020	Active	24	1	2	-1	-4.00%	25	4	1		6	P,S,T,M,VP SC	3		\$1,388.57
7977	WEST SHORE	11/10/1953	Active	15	5	1	4	36.36%	11	35	0			P,S,T,M,VP SC	2		\$370.80
35162	WILLOW POINT L C	03/29/1978	Active(1)	19	3	3	0	0.00%	19	18	0			P,S,T,M,VP SC	1		\$116.72

Clubs Cancelled Previous Fiscal Year – Clubs Cancelled within last 12 months may be reinstated

Club Number	Club Name	Charter Date	Current Status*	Cancellation Date
78443	BURNABY EDMONDS	03/05/2004	Cancelled(6*)	02/29/2024
124161	Chemainus-Crofton C to Sea	03/05/2015	Cancelled(6*)	02/29/2024



## Club Health Assessment for District 19 L through June 2025

Club Number			Club Name			Charter Date			Status										Membership					Reports					Finance		LCIF
									Current Member Count	YTD Members Added	YTD Members Dropped	YTD Net Growth	YTD Net Growth%	Member Count 12 Months Ago	Avg. length of service for dropped members	Months Since Last MMR ***	Yrs. Since Last Officer Report	President Rotation	Vice President Reported ****	Months Since Last Activity Report ***	Account Balance	Donations for current Fiscal Year									
									Number of times on status quo within last two years	If below 15 members appears			If net loss is greater than 20% appears			If no report in 3 months appears in		When more than one year appears in	Number of repeat terms	Notes the officers that do not have an active		If no report at 12 months appears in red									
Current Total Clubs Count	YTD New Clubs Count	YTD Cancelled Clubs Count	YTD Net Club Gain	Current Total Members Count	YTD Add	YTD Drop	YTD Net Growth	YTD Net Growth %	Member Count 12 Months Ago	Average Member Count Per Club	% of Clubs with less than 20 members	% No MMR in 3 Months	% No Officer Report in 12 Months	% of Clubs with balance 90+ days	Number of Clubs in Status Quo	% Status Quo Clubs in Financial Suspension	Number of Cancelled Clubs	Average Cancelled Club Age	Members Lost Due to Cancellation	% of Clubs Cancelled for Non-Financial Reasons											
82	0	6	-6	1,726	230	386	-156	-8.29%	1,882	21	49%	17%	0%	5%	0	0%	6	12	69	17%											

\* - P - Priority Club. Cancellation Reasons: 1-Objectives/conduct, 2-Non-active club, 5-Non-existing club, 6-Disbanding, 7-Merger, 8-Financial Suspension, 9-District/Multiple District Dues.

\*\* - Abbreviation: P-President, S-Secretary, T-Treasurer, M-Member Chairperson, VP-First Vice President, MC-Communications Chairperson, SC-Service Chairperson

\*\*\* - Abbreviation: N/R - Never reported using the Lions Clubs website, N/A - Not applicable, No password registered for the Lions Clubs website.

\*\*\*\* - Abbreviation: N - New, IP - Immediate Past, R - Repeat.






# Club Health Assessment for District 19 O through June 2025

			Status	Membership							Reports					Finance		LCIF
Club Number	Club Name	Charter Date		Current Member Count	YTD Members Added	YTD Members Dropped	YTD Net Growth	YTD Net Growth%	Member Count 12 Months Ago	Avg. length of service for dropped members	Months Since Last MMR ***	Yrs. Since Last Officer Report	President Rotation	Vice President Reported ****	Months Since Last Activity Report ***	Account Balance	Donations for current Fiscal Year	
			Number of times on status quo within last two years	If below 15 members appears				If net loss is greater than 20% appears			If no report in 3 months appears in	When more than one year appears in	Number of repeat terms	Notes the officers that do not have an active	If no report at 12 months appears in red			
Clubs more than two years old																		
7938	ABBOTSFORD	03/16/1944	Active	11	3	5	-2	-15.38%	13	10	0		3	P,S,T,M,VP SC	0	90+ Days		
7939	AGASSIZ HARRISON	12/10/1963	Active(2)	25	2	3	-1	-3.85%	26	2	3			P,S,T,M,VP SC	0			
Exc Award (06/30/2023)																		
7940	ALDERGROVE	01/18/1971	Active	17	1	0	1	6.25%	16		2		3	P,S,T,M,VP SC	19		\$74.03	
7943	CHILLIWACK	02/19/1947	Active	13	6	1	5	62.50%	8	41	0			P,S,T,M,VP SC	16			
55892	CHILLIWACK DOGWOOD MONARCH	06/24/1994	Active	32	8	2	6	23.08%	26	11	0		2	P,S,T,M,VP SC	6		\$2,398.04	
Exc Award (06/30/2024)																		
34167	CHILLIWACK MOUNT CHEAM	06/30/1977	Active	36	5	3	2	5.88%	34	9	1			P,S,T,M,VP SC	0		\$10,617.33	
Exc Award (06/30/2022, 06/30/2024)																		
48811	CHILLIWACK STELLERS JAY	07/29/1988	Active	13	0	0	0	0.00%	13		2		7	P,S,T,M,VP SC	0		\$398.51	
Exc Award (06/30/2023)																		
150127	Coquitlam River	03/22/2022	Active	17	3	3	0	0.00%	17	5	0		2	P,S,T,M,VP SC	5	\$604.41		
7945	FORT LANGLEY	12/23/1971	Active	33	4	9	-5	-13.16%	38	3	1		2	P,S,T,M,VP SC	0	\$550.16		
Exc Award (06/30/2023)																		
7947	HOPE	09/09/1943	Active	31	2	6	-4	-11.43%	35	30	0		4	P,S,T,M,VP SC	14	\$989.46		
Exc Award (06/30/2018)																		
7949	LANGLEY	05/15/1944	Active	30	4	2	2	7.14%	28	21	2		None	P,S,T,M,VP SC	0	\$2,075.29		
7952	MAPLE RIDGE	04/03/1944	Active	20	4	2	2	11.11%	18	2	2		2	P,S,T,M,VP SC	2			
7957	NORTH DELTA L C	10/23/1967	Active	30	5	6	-1	-3.23%	31	7	0			P,S,T,M,VP SC	2	\$503.61		
7965	NORTH SURREY	11/09/1957	Active	13	10	11	-1	-7.14%	14	11	0		None	P,S,T,M,VP SC	0	\$1,847.96		
Exc Award (06/30/2023)																		
7958	PITT MEADOWS	04/05/1951	Active	15	4	9	-5	-25.00%	20	6	0			P,S,T,M,VP SC	0	\$1,480.69		
7959	PORT COQUITLAM	11/04/1949	Active	19	2	4	-2	-9.52%	21	17	1			P,S,T,M,VP SC	0	\$139.59		
56042	RICHMOND CHINATOWN	08/15/1994	Active(2)	36	10	2	8	28.57%	28	14	2			P,S,T,M,VP SC	24+	\$9,073.44		
121261	Richmond Lahoo	01/28/2014	Active(1)	49	6	12	-6	-10.91%	55	4	0			P,S,T,M,VP SC	0	\$1,438.88		
55726	RICHMOND MANDARIN	05/24/1994	Active(1)	13	1	3	-2	-13.33%	15	20	3		21	P,S,T,M,VP SC	24+			





## Club Health Assessment for District 19 O through June 2025



Club Number	Club Name	Charter Date	Status	Membership							Reports				Finance	LCIF	
				Current Member Count	YTD Members Added	YTD Members Dropped	YTD Net Growth	YTD Net Growth%	Member Count 12 Months Ago	Avg. length of service for dropped members	Months Since Last MMR ***	Yrs. Since Last Officer Report	President Rotation	Vice President Reported ****	Months Since Last Activity Report ***	Account Balance	Donations for current Fiscal Year
			Number of times on status quo within last two years	If below 15 members appears				If net loss is greater than 20% appears			If no report in 3 months appears in	When more than one year appears in	Number of repeat terms	Notes the officers that do not have an active	If no report at 12 months appears in red		
38138	SASQUATCH	03/06/1980	Active	27	0	4	-4	-12.90%	31	8	0			P,S,T,M,VP SC	0		\$2,185.95
126223	Surrey Central	11/23/2015	Active	37	2	6	-4	-9.76%	41	7	0		3	P,S,T,M,VP SC	5		\$5,614.28
	Exc Award (06/30/2021, 06/30/2022, 06/30/20																
7941	TSAWWASSEN-BOUNDARY BAY	05/06/1968	Active	34	4	6	-2	-5.56%	36	5	0		2	P,S,T,M,VP SC	14		

Clubs Cancelled Previous Fiscal Year – Clubs Cancelled within last 12 months may be reinstated

Club Number	Club Name	Charter Date	Current Status*	Cancellation Date
7960	BARNET	06/30/1972	Cancelled(6*)	09/29/2023
33018	GUILDFORD L C	11/18/1976	Cancelled(8*)	06/29/2024
7955	NEW WESTMINSTER	06/21/1946	Cancelled(6*)	07/29/2023

Current Total Clubs Count	YTD New Clubs Count	YTD Cancelled Clubs Count	YTD Net Club Gain	Current Total Members Count	YTD Add	YTD Drop	YTD Net Growth	YTD Net Growth %	Member Count 12 Months Ago	Average Member Count Per Club	% of Clubs with less than 20 members	% No MMR in 3 Months	% No Officer Report in 12 Months	% of Clubs with balance 90+ days	Number of Clubs in Status Quo	% Status Quo Clubs in Financial Suspension	Number of Cancelled Clubs	Average Cancelled Club Age	Members Lost Due to Cancellation	% of Clubs Cancelled for Non-Financial Reasons
22	0	0	0	551	86	99	-13	-2.30%	564	25	41%	9%	0%	5%	0	0%	0	0	0	0%

\* - P - Priority Club. Cancellation Reasons: 1-Objectives/conduct, 2-Non-active club, 5-Non-existing club, 6-Disbanding, 7-Merger, 8-Financial Suspension, 9-District/Multiple District Dues.

\*\* - Abbreviation: P-President, S-Secretary, T-Treasurer, M-Member Chairperson, VP-First Vice President, MC-Communications Chairperson, SC-Service Chairperson

\*\*\* - Abbreviation: N/R - Never reported using the Lions Clubs website, N/A - Not applicable, No password registered for the Lions Clubs website.

\*\*\*\* - Abbreviation: N - New, IP - Immediate Past, R - Repeat.



# Club Health Assessment for District 49 B through June 2025

			Status		Membership						Reports					Finance		LCIF		
Club Number	Club Name	Charter Date			Current Member Count	YTD Members Added	YTD Members Dropped	YTD Net Growth	YTD Net Growth%	Member Count 12 Months Ago	Avg. length of service for dropped members	Months Since Last MMR ***	Yrs. Since Last Officer Report	President Rotation	Vice President Reported ****	Months Since Last Activity Report ***	Account Balance	Donations for current Fiscal Year		
			Number of times on status quo within last two years		If below 15 members appears					If net loss is greater than 20% appears		If no report in 3 months appears in	When more than one year appears in	Number of repeat terms		Notes the officers that do not have an active	If no report at 12 months appears in red			
Clubs more than two years old																				
14301	LAKE LABERGE L C	03/27/1969	Active		9	0	0	0	0.00%	9		42		4	P,S,T,M,VP SC	24+				
14304	ST ELIAS	03/14/1964	Active		21	1	2	-1	-4.55%	22	6	3		4	P,S,T,M,VP SC	24+				
14306	WHITEHORSE	04/22/1951	Active		20	5	2	3	17.65%	17	59	4		4	P,S,T,M,VP SC	18				
54839	WHITEHORSE FIREWEED	08/31/1993	Active		6	2	1	1	20.00%	5	2	2		2	P,S,T,M,VP SC	18			\$139.59	
36717	WHITEHORSE GREY MOUNTAIN	03/19/1979	Active		13	0	3	-3	-18.75%	16	9	0		4	P,S,T,M,VP SC	8				
Current Total Clubs Count	YTD New Clubs Count	YTD Cancelled Clubs Count	YTD Net Club Gain	Current Total Members Count	YTD Add	YTD Drop	YTD Net Growth	YTD Net Growth %	Member Count 12 Months Ago	Average Member Count Per Club	% of Clubs with less than 20 members	% No MMR in 3 Months	% No Officer Report in 12 Months	% of Clubs with balance 90+ days	Number of Clubs in Status Quo	% Status Quo Clubs in Financial Suspension	Number of Cancelled Clubs	Average Cancelled Club Age	Members Lost Due to Cancellation	% of Clubs Cancelled for Non-Financial Reasons
5	0	0	0	69	8	8	0	0.00%	69	14	60%	60%	0%	0%	0	0%	0	0	0	0%

\* - P - Priority Club. Cancellation Reasons: 1-Objectives/conduct, 2-Non-active club, 5-Non-existing club, 6-Disbanding, 7-Merger, 8-Financial Suspension, 9-District/Multiple District Dues.

\*\* - Abbreviation: P-President, S-Secretary, T-Treasurer, M-Member Chairperson, VP-First Vice President, MC-Communications Chairperson, SC-Service Chairperson

\*\*\* - Abbreviation: N/R - Never reported using the Lions Clubs website, N/A - Not applicable, No password registered for the Lions Clubs website.

\*\*\*\* - Abbreviation: N - New, IP - Immediate Past, R - Repeat.



# Club Health Assessment for District A 1 through June 2025

			Status	Membership							Reports					Finance	LCIF
Club Number	Club Name	Charter Date		Current Member Count	YTD Members Added	YTD Members Dropped	YTD Net Growth	YTD Net Growth%	Member Count 12 Months Ago	Avg. length of service for dropped members	Months Since Last MMR ***	Yrs. Since Last Officer Report	President Rotation	Vice President Reported ****	Months Since Last Activity Report ***	Account Balance	Donations for current Fiscal Year
			Number of times on status quo within last two years	If below 15 members appears					If net loss is greater than 20% appears			If no report in 3 months appears in	When more than one year appears in	Number of repeat terms	Notes the officers that do not have appears in an active	If no report at 12 months red	
Clubs more than two years old																	
14505	AILS CRAIG & DISTRICT	05/12/1971	Active	23	3	6	-3	-11.54%	26	8	0			P,S,T,M,VP SC	0		\$907.96
Exc Award (06/30/2017, 06/30/2018, 06/30/20																	
14507	ARKONA	02/21/1948	Active	19	0	3	-3	-13.64%	22	11	1		8	P,S,T,M,VP SC	7		\$1,265.07
Exc Award (06/30/2021)																	
14508	BELLE RIVER	12/14/1944	Active	47	3	5	-2	-4.08%	49	16	0		None	P,S,T,M,VP SC	0		\$339.67
Exc Award (06/30/2017, 06/30/2018, 06/30/20																	
14509	BELMONT	11/19/1956	Active	35	7	3	4	12.90%	31	25	4			P,S,T,M,VP SC	0		\$113.75
14511	CHATHAM	03/24/1949	Active	21	8	3	5	31.25%	16	1	0			P,S,T,M,VP SC	0		\$932.35
Exc Award (06/30/2018, 06/30/2019, 06/30/20																	
14512	DELAWARE	03/24/1971	Active	56	1	4	-3	-5.08%	59	3	0		None	P,S,T,M,VP SC	12		\$71.94
14513	DORCHESTER	04/14/1954	Active	53	5	10	-5	-8.62%	58	18	0			P,S,T,M,VP SC	0		\$1,567.98
Exc Award (06/30/2019, 06/30/2020, 06/30/20																	
14538	DUTTON & DISTRICT	11/03/1966	Active	27	7	1	6	28.57%	21	2	0			P,S,T,M,VP SC	0		\$677.52
Exc Award (06/30/2018, 06/30/2020, 06/30/20																	
29799	GLENCOE DISTRICT	09/12/1974	Active	33	0	3	-3	-8.33%	36	9	0			P,S,T,M,VP SC	20		\$669.62
40119	HIGHGATE & DIST	06/30/1981	Active	19	1	1	0	0.00%	19	7	2		2	P,S,T,M,VP SC	3		
38598	HYDE PARK & DISTRICT L C	06/02/1980	Active	36	4	11	-7	-16.28%	43	4	0			P,S,T,M,VP SC	12		\$143.95
Exc Award (06/30/2017, 06/30/2023, 06/30/20																	
14515	ILDERTON & DISTRICT L C	04/27/1954	Active	46	6	9	-3	-6.12%	49	14	0			P,S,T,M,VP SC	0		\$342.52
14516	KINGSVILLE	05/03/1933	Active	19	1	3	-2	-9.52%	21	12	0		2	P,S,T,M,VP SC	8		
Exc Award (06/30/2021)																	
33216	LAMBETH	01/19/1977	Active	18	0	3	-3	-14.29%	21	5	0			P,S,T,M,VP SC	19		\$675.98
Exc Award (06/30/2021, 06/30/2023)																	
14517	LEAMINGTON	12/11/1925	Active	12	0	2	-2	-14.29%	14	9	0		8	P,S,T,M,VP SC	20		
43015	LIGHTHOUSE COVE & DIST	09/16/1983	Active	18	1	4	-3	-14.29%	21	4	0		2	P,S,T,M,VP SC	24+		
Exc Award (06/30/2021)																	
14518	LONDON CENTRAL	06/28/1921	Active	29	5	12	-7	-19.44%	36	9	0			P,S,T,M,VP SC	0		\$3,151.62




# Club Health Assessment for District A 1 through June 2025

			Status	Membership							Reports					Finance		LCIF
Club Number	Club Name	Charter Date		Current Member Count	YTD Members Added	YTD Members Dropped	YTD Net Growth	YTD Net Growth%	Member Count 12 Months Ago	Avg. length of service for dropped members	Months Since Last MMR ***	Yrs. Since Last Officer Report	President Rotation	Vice President Reported ****	Months Since Last Activity Report ***	Account Balance	Donations for current Fiscal Year	
			Number of times on status quo within last two years	If below 15 members appears				If net loss is greater than 20% appears			If no report in 3 months appears in	When more than one year appears in	Number of repeat terms	Notes the officers that do not have an active	If no report at 12 months appears in red			
14519	LONDON EAST Exc Award (06/30/2024)	03/13/1951	Active	22	3	4	-1	-4.35%	23	11	0			P,S,T,M,VP SC	1		\$2,244.07	
136643	London West	11/27/2018	Active(1)	3	5	6	-1	-25.00%	4	2	0			P,S,T,M,VP SC	15			
14523	LUCAN DISTRICT L C	09/13/1948	Active	39	1	2	-1	-2.50%	40	2	0		2	P,S,T,M,VP SC	6		\$6,917.63	
38049	MELBOURNE & DISTRICT L C	02/29/1980	Active	20	2	1	1	5.26%	19	9	1			P,S,T,M,VP SC	0			
14524	MT BRYDGES	04/30/1948	Active	35	4	8	-4	-10.26%	39	44	0			P,S,T,M,VP SC	15			
14525	PARKHILL	05/22/1939	Active	19	0	3	-3	-13.64%	22	13	2		6	P,S,T,M,VP SC	20		\$719.44	
14526	PETROLIA Exc Award (06/30/2017, 06/30/2023)	10/24/1932	Active	64	7	3	4	6.67%	60	2	0			P,S,T,M,VP SC	0		\$3,372.13	
36718	POPLAR HILL & DISTRICT L C Exc Award (06/30/2018)	03/22/1979	Active	34	4	2	2	6.25%	32	34	7			P,S,T,M,VP SC	0		\$511.91	
14527	PORT STANLEY Exc Award (06/30/2023)	11/04/1959	Active	27	2	5	-3	-10.00%	30	12	1			P,S,T,M,VP SC	13			
143347	Port Stanley Lioness Exc Award (06/30/2023)	10/29/2020	Active	18	0	4	-4	-18.18%	22	2	0		2	P,S,T,M,VP SC	6			
14528	RODNEY	12/22/1972	Active	19	0	0	0	0.00%	19		0		2	P,S,T,M,VP SC	5			
14530	SARNIA	09/21/1932	Active	12	1	3	-2	-14.29%	14	13	3		2	P,S,T,M,VP SC	24+			
14529	ST THOMAS Exc Award (06/30/2021, 06/30/2023)	10/28/1930	Active	11	1	6	-5	-31.25%	16	7	0			P,S,T,M,VP SC	5		\$271.17	
14533	STRATHROY	05/29/1924	Active	45	7	14	-7	-13.46%	52	13	0			P,S,T,M,VP SC	0		\$208.43	
14535	Thorndale Exc Award (06/30/2016)	04/28/1947	Active	38	5	5	0	0.00%	38	14	0		None	P,S,T,M,VP SC	2		\$1,060.85	
14536	TILBURY	06/22/1934	Active(1)	33	0	0	0	0.00%	33		8			P,S,T,M,VP SC	24+			
14539	WHEATLEY Exc Award (06/30/2017, 06/30/2018)	12/02/1948	Active	9	0	0	0	0.00%	9		1		6	P,S,T,M,VP SC	6		\$74.03	
14540	WINDSOR	03/12/1920	Active	35	6	9	-3	-7.89%	38	21	0		2	P,S,T,M,VP SC	0		\$6,848.07	
14543	WYOMING	03/18/1953	Active	57	3	4	-1	-1.72%	58	26	1			P,S,T,M,VP SC	20		\$5,875.04	



## Club Health Assessment for District A 1 through June 2025

				Membership							Reports				Finance	LCIF	
Club Number	Club Name	Charter Date		Current Member Count	YTD Members Added	YTD Members Dropped	YTD Net Growth	YTD Net Growth%	Member Count 12 Months Ago	Avg. length of service for dropped members	Months Since Last MMR ***	Yrs. Since Last Officer Report	President Rotation	Vice President Reported ****	Months Since Last Activity Report ***	Account Balance	Donations for current Fiscal Year
			Number of times on status quo within last two years	If below 15 members appears			If net loss is greater than 20% appears				If no report in 3 months appears in	When more than one year appears in	Number of repeat terms	Notes the officers that do not have an active	If no report at 12 months appears in red		
146090	Wyoming Lioness Exc Award (06/30/2023)	05/03/2021	Active	16	1	3	-2	-11.11%	18	2	1		None	P,S,T,M,VP SC	8		\$132.25

Clubs Cancelled Previous Fiscal Year – Clubs Cancelled within last 12 months may be reinstated

Club Number	Club Name	Charter Date	Current Status*	Cancellation Date
14532	STONEY POINT	05/07/1971	Cancelled(6*)	01/29/2024

Current Total Clubs Count	YTD New Clubs Count	YTD Cancelled Clubs Count	YTD Net Club Gain	Current Total Members Count	YTD Add	YTD Drop	YTD Net Growth	YTD Net Growth %	Member Count 12 Months Ago	Average Member Count Per Club	% of Clubs with less than 20 members	% No MMR in 3 Months	% No Officer Report in 12 Months	% of Clubs with balance 90+ days	Number of Clubs in Status Quo	% Status Quo Clubs in Financial Suspension	Number of Cancelled Clubs	Average Cancelled Club Age	Members Lost Due to Cancellation	% of Clubs Cancelled for Non-Financial Reasons
37	0	0	0	1,067	104	165	-61	-5.41%	1,128	29	38%	11%	0%	0%	0	0%	0	0	0	0%

\* - P - Priority Club. Cancellation Reasons: 1-Objectives/conduct, 2-Non-active club, 5-Non-existing club, 6-Disbanding, 7-Merger, 8-Financial Suspension, 9-District/Multiple District Dues.

\*\* - Abbreviation: P-President, S-Secretary, T-Treasurer, M-Member Chairperson, VP-First Vice President, MC-Communications Chairperson, SC-Service Chairperson

\*\*\* - Abbreviation: N/R - Never reported using the Lions Clubs website, N/A - Not applicable, No password registered for the Lions Clubs website.

\*\*\*\* - Abbreviation: N - New, IP - Immediate Past, R - Repeat.



# Club Health Assessment for District A 2 through June 2025

			Status	Membership							Reports					Finance		LCIF
Club Number	Club Name	Charter Date		Current Member Count	YTD Members Added	YTD Members Dropped	YTD Net Growth	YTD Net Growth%	Member Count 12 Months Ago	Avg. length of service for dropped members	Months Since Last MMR ***	Yrs. Since Last Officer Report	President Rotation	Vice President Reported ****	Months Since Last Activity Report ***	Account Balance	Donations for current Fiscal Year	
			Number of times on status quo within last two years	If below 15 members appears				If net loss is greater than 20% appears			If no report in 3 months appears in	When more than one year appears in	Number of repeat terms	Notes the officers that do not have an active	If no report at 12 months appears in red			
Clubs less than two years old																		
158127	Long Point Lioness	04/11/2024	Active	30	10	2	8	36.36%	22	3	0			P,S,T,M,VP SC	0		\$208.29	
Clubs more than two years old																		
14544	BEAMSVILLE & DISTRICT	04/17/1939	Active	27	0	1	-1	-3.57%	28	7	2			P,S,T,M,VP SC	5		\$328.56	
Exc Award (06/30/2017, 06/30/2021)																		
14545	CALEDONIA	11/16/1960	Active	35	3	2	1	2.94%	34	9	1		2	P,S,T,M,VP SC	4		\$500.00	
14547	CHIPPAWA	08/25/1941	Active	29	2	6	-4	-12.12%	33	12	0			P,S,T,M,VP SC	0		\$1,780.72	
Exc Award (06/30/2017)																		
14548	COURTLAND & DISTRICT L C	07/28/1970	Active	12	1	2	-1	-7.69%	13	21	1			P,S,T,M,VP SC	0			
35057	DEREHAM DISTRICT L C	02/14/1978	Active	10	0	0	0	0.00%	10		4		None	P,S,T,M,VP SC	6		\$200.00	
14549	DUNNVILLE	04/29/1925	Active	23	8	3	5	27.78%	18	0	0			P,S,T,M,VP SC	1		\$1,387.68	
14550	FENWICK	03/01/1949	Active	39	2	5	-3	-7.14%	42	19	0			P,S,T,M,VP SC	0		\$3,471.41	
14551	FISHERVILLE DISTRICT	02/25/1955	Active	43	6	1	5	13.16%	38	0	0			P,S,T,M,VP SC	0		\$1,358.23	
Exc Award (06/30/2017, 06/30/2018, 06/30/20)																		
14552	FONTHILL	03/13/1945	Active	21	3	4	-1	-4.55%	22	16	0			P,S,T,M,VP SC	0		\$1,802.06	
Exc Award (06/30/2022)																		
14553	FORT ERIE	02/25/1927	Active	27	5	4	1	3.85%	26	14	1		4	P,S,T,M,VP SC	8		\$1,404.79	
14554	GRANTHAM	03/07/1952	Active	48	6	14	-8	-14.29%	56	17	0			P,S,T,M,VP SC	9			
124338	Grimsby and District	03/16/2015	Active	41	8	9	-1	-2.38%	42	2	0			P,S,T,M,VP SC	1		\$1,947.59	
Exc Award (06/30/2016, 06/30/2018, 06/30/20)																		
14556	HAGERSVILLE DISTRICT	03/27/1962	Active	30	6	12	-6	-16.67%	36	3	0			P,S,T,M,VP SC	1		\$1,416.95	
Exc Award (06/30/2022, 06/30/2023, 06/30/20)																		
14558	JARVIS	01/23/1948	Active	68	9	8	1	1.49%	67	16	0			P,S,T,M,VP SC	1		\$3,621.45	
Exc Award (06/30/2016, 06/30/2017, 06/30/20)																		
14559	JORDAN	03/31/1948	Active	11	0	0	0	0.00%	11		24		4	P,S,T,M,VP SC	0		\$69.38	
14560	LANGTON	02/28/1952	Active	19	1	0	1	5.56%	18		0		2	P,S,T,M,VP SC	0		\$107.92	
14561	LONG POINT	08/22/1938	Active	31	5	4	1	3.33%	30	4	0			P,S,T,M,VP SC	0		\$1,738.26	



# Club Health Assessment for District A 2 through June 2025

			Status	Membership							Reports					Finance		LCIF
Club Number	Club Name	Charter Date		Current Member Count	YTD Members Added	YTD Members Dropped	YTD Net Growth	YTD Net Growth%	Member Count 12 Months Ago	Avg. length of service for dropped members	Months Since Last MMR ***	Yrs. Since Last Officer Report	President Rotation	Vice President Reported ****	Months Since Last Activity Report ***	Account Balance	Donations for current Fiscal Year	
			Number of times on status quo within last two years	If below 15 members appears				If net loss is greater than 20% appears			If no report in 3 months appears in	When more than one year appears in	Number of repeat terms	Notes the officers that do not have an active	If no report at 12 months appears in red			
14562	MERRITTON	11/30/1938	Active	46	2	4	-2	-4.17%	48	12	1			P,S,T,M,VP SC	2		\$4,072.06	
14563	NIAGARA	08/18/1941	Active	12	0	0	0	0.00%	12		15		3	P,S,T,M,VP SC	5			
151470	Niagara Cyber	06/27/2022	Active	20	9	3	6	42.86%	14	2	2			P,S,T,M,VP SC	4			
14564	NIAGARA FALLS	06/02/1922	Active	20	4	5	-1	-4.76%	21	23	0		None	P,S,T,M,VP SC	8			
14566	PORT COLBORNE	04/14/1922	Active	53	6	4	2	3.92%	51	25	0			P,S,T,M,VP SC	0		\$1,445.21	
Exc Award (06/30/2016, 06/30/2023)																		
14567	PORT DALHOUSIE	11/24/1947	Active	42	4	2	2	5.00%	40	19	0			P,S,T,M,VP SC	0		\$2,047.58	
14568	PORT DOVER	08/31/1938	Active	63	9	8	1	1.61%	62	13	0			P,S,T,M,VP SC	0		\$1,000.00	
Exc Award (06/30/2022)																		
14569	RIDGEWAY	01/12/1931	Active	32	1	2	-1	-3.03%	33	21	3			P,S,T,M,VP SC	6		\$724.29	
147031	Ridgeway Lioness	06/26/2021	Active	14	5	7	-2	-12.50%	16	4	1			P,S,T,M,VP SC	1			
58121	SELKIRK	04/15/1996	Active	12	0	0	0	0.00%	12		12			P,S,T,M,VP SC	0			
14573	SIMCOE	03/20/1931	Active	91	9	5	4	4.60%	87	19	1			P,S,T,M,VP SC	0		\$36.14	
60211	SIMCOE LYNN VALLEY	12/30/1997	Active	17	5	0	5	41.67%	12		1			P,S,T,M,VP SC	5		\$940.38	
Exc Award (06/30/2023)																		
14950	SOUTH BRANT	03/07/1955	Active	14	0	3	-3	-17.65%	17	20	0		2	P,S,T,M,VP SC	0		\$563.16	
55026	ST CATHARINES GARDEN CITY	11/01/1993	Active	8	0	0	0	0.00%	8		16			P,S,T,M,VP SC	8			
14571	ST DAVIDS DISTRICT	02/28/1963	Active	92	15	17	-2	-2.13%	94	11	0		2	P,S,T,M,VP SC	0		\$2,411.61	
Exc Award (06/30/2016, 06/30/2018, 06/30/2020)																		
14572	ST WILLIAMS	04/16/1959	Active	9	0	0	0	0.00%	9		0		4	P,S,T,M,VP SC	1			
14575	STAMFORD	03/07/1957	Active	18	4	3	1	5.88%	17	2	2			P,S,T,M,VP SC	1		\$996.34	
108579	THOROLD	06/14/2010	Active	9	1	3	-2	-18.18%	11	11	0		5	P,S,T,M,VP SC	0		\$74.03	
Exc Award (06/30/2017)																		
14578	TILLSONBURG	10/10/1924	Active	45	11	4	7	18.42%	38	8	0			P,S,T,M,VP SC	1		\$1,388.57	
43231	TOWNSEND	12/05/1983	Active	27	2	2	0	0.00%	27	9	0		2	P,S,T,M,VP SC	0		\$348.96	
Exc Award (06/30/2019, 06/30/2023)																		



## Club Health Assessment for District A 2 through June 2025

			Status								Membership							Reports				Finance		LCIF
Club Number	Club Name	Charter Date			Current Member Count	YTD Members Added	YTD Members Dropped	YTD Net Growth	YTD Net Growth%	Member Count 12 Months Ago	Avg. length of service for dropped members	Months Since Last MMR ***	Yrs. Since Last Officer Report	President Rotation	Vice President Reported ****	Months Since Last Activity Report ***	Account Balance	Donations for current Fiscal Year						
			Number of times on status quo within last two years		If below 15 members appears				If net loss is greater than 20% appears			If no report in 3 months appears in	When more than one year appears in	Number of repeat terms		Notes the officers that do not have an active	If no report at 12 months appears in red							
14537	VIENNA	11/26/1945	Active		20	4	9	-5	-20.00%	25	2	0		None	P,S,T,M,VP SC	0	90+ Days	\$240.00	\$3,358.88					
14579	VITTORIA	10/09/1953	Active		14	0	0	0	0.00%	14		16		2	P,S,T,M,VP SC	4								
14580	WAINFLEET	03/14/1957	Active		11	1	4	-3	-21.43%	14	2	2			P,S,T,M,VP SC	2								
14581	WATERFORD	08/04/1938	Active		55	9	1	8	17.02%	47	1	0			P,S,T,M,VP SC	0								
Exc Award (06/30/2023, 06/30/2024)																								
14582	WELLAND	04/03/1923	Active		26	7	0	7	36.84%	19		0		2	P,S,T,M,VP SC	0		\$1,505.27						
Current Total Clubs Count	YTD New Clubs Count	YTD Cancelled Clubs Count	YTD Net Club Gain	Current Total Members Count	YTD Add	YTD Drop	YTD Net Growth	YTD Net Growth %	Member Count 12 Months Ago	Average Member Count Per Club	% of Clubs with less than 20 members	% No MMR in 3 Months	% No Officer Report in 12 Months	% of Clubs with balance 90+ days	Number of Clubs in Status Quo	% Status Quo Clubs in Financial Suspension	Number of Cancelled Clubs	Average Cancelled Club Age	Members Lost Due to Cancellation	% of Clubs Cancelled for Non-Financial Reasons				
43	0	0	0	1,314	183	163	20	1.55%	1,294	31	35%	16%	0%	2%	0	0%	0	0	0	0%				

\* - P - Priority Club. Cancellation Reasons: 1-Objectives/conduct, 2-Non-active club, 5-Non-existing club, 6-Disbanding, 7-Merger, 8-Financial Suspension, 9-District/Multiple District Dues.

\*\* - Abbreviation: P-President, S-Secretary, T-Treasurer, M-Member Chairperson, VP-First Vice President, MC-Communications Chairperson, SC-Service Chairperson

\*\*\* - Abbreviation: N/R - Never reported using the Lions Clubs website, N/A - Not applicable, No password registered for the Lions Clubs website.

\*\*\*\* - Abbreviation: N - New, IP - Immediate Past, R - Repeat.





# Club Health Assessment for District A 3 through June 2025

			Status	Membership							Reports					Finance		LCIF
Club Number	Club Name	Charter Date		Current Member Count	YTD Members Added	YTD Members Dropped	YTD Net Growth	YTD Net Growth%	Member Count 12 Months Ago	Avg. length of service for dropped members	Months Since Last MMR ***	Yrs. Since Last Officer Report	President Rotation	Vice President Reported ****	Months Since Last Activity Report ***	Account Balance	Donations for current Fiscal Year	
			Number of times on status quo within last two years	If below 15 members appears				If net loss is greater than 20% appears			If no report in 3 months appears in	When more than one year appears in	Number of repeat terms	Notes the officers that do not have appears in an active	If no report at 12 months red			
Clubs more than two years old																		
31026	AMHERSTVIEW	06/30/1975	Active	29	10	5	5	20.83%	24	4	1		2	P,S,T,M,VP SC	0			
Exc Award (06/30/2018, 06/30/2020, 06/30/2023)																		
29368	APSLEY & DISTRICT L C	05/29/1974	Active	30	4	3	1	3.45%	29	18	0		2	P,S,T,M,VP SC	5			
14585	BANCROFT	09/06/1945	Active	21	4	4	0	0.00%	21	15	0			P,S,T,M,VP SC	0		\$200.23	
Exc Award (06/30/2022, 06/30/2023, 06/30/2025)																		
111031	BATAWA	05/06/2011	Active(1)	21	2	3	-1	-4.55%	22	7	0		2	P,S,T,M,VP SC	0			
Exc Award (06/30/2021, 06/30/2023)																		
38599	BATH & DIST L C	06/18/1980	Active	12	2	4	-2	-14.29%	14	10	0			P,S,T,M,VP SC	1			
Exc Award (06/30/2018, 06/30/2022)																		
14586	BELLEVILLE	02/04/1953	Active	23	2	9	-7	-23.33%	30	9	0		2	P,S,T,M,VP SC	6			
Exc Award (06/30/2022)																		
14587	BEWDLEY & DISTRICT L C	05/07/1971	Active	19	2	1	1	5.56%	18	1	0		2	P,S,T,M,VP SC	24+		\$348.96	
Exc Award (06/30/2016, 06/30/2023)																		
14588	BOWMANVILLE	04/26/1935	Active	25	0	0	0	0.00%	25		12		4	P,S,T,M,VP SC	24+		\$7.23	
Exc Award (06/30/2019)																		
14589	BRIGHTON	02/13/1946	Active	12	1	5	-4	-25.00%	16	31	0		None	P,S,T,M,VP SC	15			
Exc Award (06/30/2021, 06/30/2022)																		
145705	Buckhorn District	03/17/2021	Active	36	3	3	0	0.00%	36	3	0		None	P,S,T,M,VP SC	21			
Exc Award (06/30/2022)																		
14591	CAMPBELLFORD	07/23/1953	Active	14	0	2	-2	-12.50%	16	39	6		5	P,S,T,M,VP SC	7		\$370.17	
29369	Chemung Lake, Bridgenorth, Ennismore District	05/29/1974	Active	16	0	0	0	0.00%	16		4			P,S,T,M,VP SC	15		\$170.80	
Exc Award (06/30/2018, 06/30/2021, 06/30/2025)																		
14593	COBOURG	01/18/1950	Active	45	5	5	0	0.00%	45	4	0			P,S,T,M,VP SC	1		\$926.45	
Exc Award (06/30/2016, 06/30/2018, 06/30/2025)																		
110245	COLBORNE & DISTRICT	01/27/2011	Active	16	2	0	2	14.29%	14		4			P,S,T,M,VP SC	0		\$181.07	
Exc Award (06/30/2016, 06/30/2017, 06/30/2025)																		
60282	DENBIGH - GRIFFITH L C	01/12/1998	Active	11	2	0	2	22.22%	9		3		2	P,S,T,M,VP SC	1		\$1,126.69	
Exc Award (06/30/2016, 06/30/2018)																		



# Club Health Assessment for District A 3 through June 2025

			Status	Membership							Reports					Finance		LCIF
Club Number	Club Name	Charter Date		Current Member Count	YTD Members Added	YTD Members Dropped	YTD Net Growth	YTD Net Growth%	Member Count 12 Months Ago	Avg. length of service for dropped members	Months Since Last MMR ***	Yrs. Since Last Officer Report	President Rotation	Vice President Reported ****	Months Since Last Activity Report ***	Account Balance	Donations for current Fiscal Year	
			Number of times on status quo within last two years	If below 15 members appears					If net loss is greater than 20% appears			If no report in 3 months appears in	When more than one year appears in	Number of repeat terms	Notes the officers that do not have an active	If no report at 12 months appears in red		
57355	FOXBORO MELROSE	09/18/1995	Active(1)	8	0	0	0	0.00%	8		24	1	None	P,S,T,M,VP SC	24+			
Exc Award (06/30/2018, 06/30/2022)																		
14596	FRANKFORD	10/28/1948	Active	16	5	1	4	33.33%	12	0	1		2	P,S,T,M,VP SC	11			
Exc Award (06/30/2018, 06/30/2019)																		
14598	HAVELOCK	01/09/1958	Active	32	5	1	4	14.29%	28	12	1			P,S,T,M,VP SC	7		\$981.01	
Exc Award (06/30/2018, 06/30/2023, 06/30/2024)																		
14599	KEENE	10/20/1951	Active	39	5	3	2	5.41%	37	2	0			P,S,T,M,VP SC	0		\$1,170.34	
Exc Award (06/30/2018, 06/30/2023)																		
82494	KENDAL	06/02/2004	Active	21	0	0	0	0.00%	21		1			P,S,T,M,VP SC	6		\$859.03	
Exc Award (06/30/2019)																		
14600	KINGSTON	07/10/1936	Active	18	4	1	3	20.00%	15	5	6			P,S,T,M,VP SC	3			
Exc Award (06/30/2019, 06/30/2023)																		
14602	KINGSTON LAKESHORE WEST	08/25/1971	Active	27	2	5	-3	-10.00%	30	4	1			P,S,T,M,VP SC	0		\$27.92	
Exc Award (06/30/2018, 06/30/2019, 06/30/2020)																		
14603	LAKEFIELD & DISTRICT	02/21/1946	Active	19	0	2	-2	-9.52%	21	14	2			P,S,T,M,VP SC	9		\$425.72	
Exc Award (06/30/2018, 06/30/2023)																		
88972	LAKEFIELD VILLAGE	07/15/2005	Active	25	3	4	-1	-3.85%	26	10	0		3	P,S,T,M,VP SC	0		\$921.85	
Exc Award (06/30/2023, 06/30/2024)																		
14604	LAND O' LAKES L C	01/22/1969	Active	78	16	6	10	14.71%	68	5	0			P,S,T,M,VP SC	0		\$2,935.13	
Exc Award (06/30/2016, 06/30/2019, 06/30/2020)																		
116823	MADOC	05/11/2012	Active	22	3	2	1	4.76%	21	2	3			P,S,T,M,VP SC	0			
Exc Award (06/30/2016, 06/30/2017, 06/30/2020)																		
59315	MARMORA CROWE VALLEY	04/10/1997	Active	55	19	6	13	30.95%	42	3	1		2	P,S,T,M,VP SC	4		\$2,536.38	
Exc Award (06/30/2023, 06/30/2024)																		
14609	MILLBROOK AND DISTRICT	01/05/1948	Active	36	7	7	0	0.00%	36	15	0			P,S,T,M,VP SC	0		\$1,083.91	
Exc Award (06/30/2023)																		
14610	NAPANEE	02/22/1939	Active	12	1	9	-8	-40.00%	20	8	3			P,S,T,M,VP SC	18			
Exc Award (06/30/2016, 06/30/2018, 06/30/2020)																		
144895	Napanee Lioness	01/13/2021	Active	15	2	0	2	15.38%	13		0			P,S,T,M,VP SC	0		\$759.19	



# Club Health Assessment for District A 3 through June 2025

			Status	Membership							Reports					Finance		LCIF
Club Number	Club Name	Charter Date		Current Member Count	YTD Members Added	YTD Members Dropped	YTD Net Growth	YTD Net Growth%	Member Count 12 Months Ago	Avg. length of service for dropped members	Months Since Last MMR ***	Yrs. Since Last Officer Report	President Rotation	Vice President Reported ****	Months Since Last Activity Report ***	Account Balance	Donations for current Fiscal Year	
			Number of times on status quo within last two years	If below 15 members appears				If net loss is greater than 20% appears			If no report in 3 months appears in	When more than one year appears in	Number of repeat terms	Notes the officers that do not have an active	If no report at 12 months appears in red			
Exc Award (06/30/2023)																		
101184	NEWBURGH CAMDEN	02/18/2008	Active	18	1	0	1	5.88%	17		1		None	P,S,T,M,VP SC	0		\$348.96	
Exc Award (06/30/2018, 06/30/2023, 06/30/2024)																		
14611	NEWCASTLE	04/08/1947	Active	36	4	5	-1	-2.70%	37	19	0			P,S,T,M,VP SC	24+		\$697.93	
Exc Award (06/30/2016, 06/30/2022)																		
14612	NORWOOD	10/26/1951	Active	50	4	3	1	2.04%	49	15	0			P,S,T,M,VP SC	0		\$3,032.57	
Exc Award (06/30/2017, 06/30/2018, 06/30/2023)																		
29370	ODESSA & DISTRICT L C	05/17/1974	Active	17	0	4	-4	-19.05%	21	9	3		2	P,S,T,M,VP SC	3		\$71.17	
Exc Award (06/30/2016, 06/30/2018, 06/30/2023)																		
14616	PETERBOROUGH	06/09/1936	Active	52	10	13	-3	-5.45%	55	16	0			P,S,T,M,VP SC	0		\$1,933.62	
Exc Award (06/30/2018, 06/30/2021, 06/30/2024)																		
32903	PETERBOROUGH EAST PETERBOROUGH	10/28/1976	Active	31	8	14	-6	-16.22%	37	4	0			P,S,T,M,VP SC	0		\$732.82	
Exc Award (06/30/2016, 06/30/2017, 06/30/2023)																		
14601	PITTSBURGH TOWNSHIP L C	03/23/1965	Active	16	1	1	0	0.00%	16	1	3			P,S,T,M,VP SC	4		\$694.28	
Exc Award (06/30/2024)																		
14618	PORT HOPE	05/22/1931	Active	12	9	11	-2	-14.29%	14	3	0			P,S,T,M,VP SC	4			
Exc Award (06/30/2018)																		
29275	PRINCE EDWARD COUNTY	05/16/1974	Active	24	0	2	-2	-7.69%	26	13	0		3	P,S,T,M,VP SC	3		\$1,074.71	
Exc Award (06/30/2016, 06/30/2023, 06/30/2024)																		
14620	SHARBOT LAKE & DIST	09/28/1951	Active	22	2	3	-1	-4.35%	23	20	0			P,S,T,M,VP SC	0		\$362.15	
Exc Award (06/30/2016, 06/30/2017, 06/30/2023)																		
38600	STIRLING & DISTRICT L C	06/29/1980	Active	30	3	3	0	0.00%	30	4	0		2	P,S,T,M,VP SC	0		\$781.46	
Exc Award (06/30/2018, 06/30/2019, 06/30/2023)																		
14621	STORRINGTON L C	06/03/1971	Active	27	11	5	6	28.57%	21	2	1			P,S,T,M,VP SC	0		\$1,069.99	
Exc Award (06/30/2018, 06/30/2022, 06/30/2024)																		
82763	SYDENHAM AND DISTRICT	06/23/2004	Active	23	7	3	4	21.05%	19	14	0		9	P,S,T,M,VP SC	9			
Exc Award (06/30/2018, 06/30/2021)																		
42285	TAMWORTH & DIST	02/14/1983	Active	21	4	5	-1	-4.55%	22	4	0		2	P,S,T,M,VP SC	0		\$813.87	
Exc Award (06/30/2022)																		



## Club Health Assessment for District A 3 through June 2025

			Status	Membership							Reports					Finance	LCIF
Club Number	Club Name	Charter Date		Current Member Count	YTD Members Added	YTD Members Dropped	YTD Net Growth	YTD Net Growth%	Member Count 12 Months Ago	Avg. length of service for dropped members	Months Since Last MMR ***	Yrs. Since Last Officer Report	President Rotation	Vice President Reported ****	Months Since Last Activity Report ***	Account Balance	Donations for current Fiscal Year
			Number of times on status quo within last two years	If below 15 members appears				If net loss is greater than 20% appears			If no report in 3 months appears in	When more than one year appears in	Number of repeat terms		Notes the officers that do not have an active	If no report at 12 months appears in red	
14622	TRENTON	05/18/1939	Active	47	10	6	4	9.30%	43	12	0			P,S,T,M,VP SC	0		\$4,817.27
	Exc Award (06/30/2016, 06/30/2018, 06/30/20																
51304	TWEED	02/08/1991	Active	5	0	0	0	0.00%	5		1		3	P,S,T,M,VP SC	4		
	Exc Award (06/30/2022)																
14623	VERONA	06/28/1949	Active	37	5	3	2	5.71%	35	1	1			P,S,T,M,VP SC	3		
	Exc Award (06/30/2019, 06/30/2021, 06/30/20																
14624	WARSAW & DISTRICT L C	04/17/1973	Active	13	3	1	2	18.18%	11	13	5			P,S,T,M,VP SC	6		

Clubs Cancelled Previous Fiscal Year – Clubs Cancelled within last 12 months may be reinstated

Club Number	Club Name	Charter Date	Current Status*	Cancellation Date
98736	COBOURG LAKESHORE	03/08/2007	Cancelled(6*)	06/29/2024

Current Total Clubs Count	YTD New Clubs Count	YTD Cancelled Clubs Count	YTD Net Club Gain	Current Total Members Count	YTD Add	YTD Drop	YTD Net Growth	YTD Net Growth %	Member Count 12 Months Ago	Average Member Count Per Club	% of Clubs with less than 20 members	% No MMR in 3 Months	% No Officer Report in 12 Months	% of Clubs with balance 90+ days	Number of Clubs in Status Quo	% Status Quo Clubs in Financial Suspension	Number of Cancelled Clubs	Average Cancelled Club Age	Members Lost Due to Cancellation	% of Clubs Cancelled for Non-Financial Reasons
48	0	0	0	1,234	193	173	20	1.65%	1,214	26	40%	25%	2%	0%	0	0%	0	0	0	0%

\* - P - Priority Club. Cancellation Reasons: 1-Objectives/conduct, 2-Non-active club, 5-Non-existing club, 6-Disbanding, 7-Merger, 8-Financial Suspension, 9-District/Multiple District Dues.


\*\* - Abbreviation: P-President, S-Secretary, T-Treasurer, M-Member Chairperson, VP-First Vice President, MC-Communications Chairperson, SC-Service Chairperson

\*\*\* - Abbreviation: N/R - Never reported using the Lions Clubs website, N/A - Not applicable, No password registered for the Lions Clubs website.

\*\*\*\* - Abbreviation: N - New, IP - Immediate Past, R - Repeat.



# Club Health Assessment for District A 4 through June 2025

			Status	Membership							Reports					Finance	LCIF	
Club Number	Club Name	Charter Date		Current Member Count	YTD Members Added	YTD Members Dropped	YTD Net Growth	YTD Net Growth%	Member Count 12 Months Ago	Avg. length of service for dropped members	Months Since Last MMR ***	Yrs. Since Last Officer Report	President Rotation	Vice President Reported ****	Months Since Last Activity Report ***	Account Balance	Donations for current Fiscal Year	
			Number of times on status quo within last two years	If below 15 members appears			If net loss is greater than 20% appears			If no report in 3 months appears in			When more than one year appears in	Number of repeat terms	Notes the officers that do not have appears in an active	If no report at 12 months red		
Clubs more than two years old																		
29473	1000 ISLANDS DISTRICT	06/13/1974	Active	13	1	0	1	8.33%	12		1		3	P,S,T,M,VP SC	24+			
14627	ALEXANDRIA	10/20/1953	Active	17	3	2	1	6.25%	16	2	0		2	P,S,T,M,VP SC	9			
14628	ALMONTE	03/14/1947	Active	9	0	2	-2	-18.18%	11	4	0			P,S,T,M,VP SC	0			
14629	ARNPRIOR	06/18/1946	Active	35	10	6	4	12.90%	31	12	0			P,S,T,M,VP SC	0	90+ Days	\$1,750.68	
14584	ATHENS	05/03/1961	Active	46	2	5	-3	-6.12%	49	8	1			P,S,T,M,VP SC	17		\$1,133.45	
14669	AYLMER	06/15/1970	Active	12	13	17	-4	-25.00%	16	2	0		5	P,S,T,M,VP SC	24+			
38300	BARRHAVEN	04/11/1980	Active	30	3	3	0	0.00%	30	32	0		2	P,S,T,M,VP SC	24+		\$50.70	
14630	BEACHBURG	03/23/1953	Active	19	3	1	2	11.76%	17	3	1		2	P,S,T,M,VP SC	0		\$94.01	
Exc Award (06/30/2022, 06/30/2023)																		
14590	BROCKVILLE	03/23/1939	Active	12	7	6	1	9.09%	11	21	0		None	P,S,T,M,VP SC	1		\$975.85	
14666	BRYSON	11/09/1951	Active	11	0	5	-5	-31.25%	16	28	0		3	P,S,T,M,VP SC	24+			
Exc Award (06/30/2019)																		
14667	BUCKINGHAM	10/10/1934	Active	40	0	7	-7	-14.89%	47	24	0		None	P,S,T,M,VP SC	24+		\$2,158.33	
Exc Award (06/30/2018)																		
14631	CALABOGIE	02/18/1952	Active	38	10	1	9	31.03%	29	0	0			P,S,T,M,VP SC	1		\$346.92	
Exc Award (06/30/2018, 06/30/2019)																		
97703	CANTLEY	09/08/2006	Active(2)	1	0	2	-2	-66.67%	3	2	0			P,S,T,M,VP SC	24+			
14632	CARLETON PLACE	11/13/1963	Active	15	0	0	0	0.00%	15		12			P,S,T,M,VP SC	24+			
14633	CHALK RIVER & AREA L C	10/24/1973	Active	25	8	0	8	47.06%	17		2		2	P,S,T,M,VP SC	N/R			
44534	CHAPEAU & DIST	01/30/1985	Active	18	2	2	0	0.00%	18	12	1		16	P,S,T,M,VP SC	N/R			
47575	CHESTERVILLE & DIST	06/29/1987	Active	11	1	0	1	10.00%	10		2		3	P,S,T,M,VP SC	24+		\$36.21	
14634	CLARENCE CREEK	02/04/1970	Active	21	0	0	0	0.00%	21		14			P,S,T,M,VP SC	22		\$498.49	
14635	CORNWALL	03/19/1940	Active	26	1	6	-5	-16.13%	31	25	0		3	P,S,T,M,VP SC	19		\$348.96	
34637	CORNWALL TOWNSHIP	11/17/1977	Active	17	1	0	1	6.25%	16		1		6	P,S,T,M,VP SC	0			
14636	CUMBERLAND	10/04/1967	Active	19	5	7	-2	-9.52%	21	7	0		2	P,S,T,M,VP SC	2		\$724.29	



# Club Health Assessment for District A 4 through June 2025

			Status	Membership							Reports					Finance	LCIF
Club Number	Club Name	Charter Date		Current Member Count	YTD Members Added	YTD Members Dropped	YTD Net Growth	YTD Net Growth%	Member Count 12 Months Ago	Avg. length of service for dropped members	Months Since Last MMR ***	Yrs. Since Last Officer Report	President Rotation	Vice President Reported ****	Months Since Last Activity Report ***	Account Balance	Donations for current Fiscal Year
			Number of times on status quo within last two years	If below 15 members appears				If net loss is greater than 20% appears			If no report in 3 months appears in	When more than one year appears in	Number of repeat terms	Notes the officers that do not have an active	If no report at 12 months appears in red		
Exc Award (06/30/2021, 06/30/2022)																	
14637	DOUGLAS	12/19/1947	Active	12	0	1	-1	-7.69%	13	5	9		9	P,S,T,M,VP SC	24+		
14595	ELGIN	03/02/1949	Active	28	0	5	-5	-15.15%	33	14	0			P,S,T,M,VP SC	15		
Exc Award (06/30/2019)																	
14638	FINCH DISTRICT L C	11/25/1968	Active	14	0	0	0	0.00%	14		11			P,S,T,M,VP SC	24+		\$359.72
14597	GANANOQUE	03/07/1939	Active	39	4	11	-7	-15.22%	46	6	0			P,S,T,M,VP SC	1		\$4,763.71
Exc Award (06/30/2017, 06/30/2018, 06/30/20)																	
14639	GLOUCESTER	10/16/1968	Active	25	3	6	-3	-10.71%	28	16	0			P,S,T,M,VP SC	18		\$14.49
56549	GLOUCESTER NORTH	02/20/1995	Cancelled(6*)	0	0	6	-6	-100.00%	6	18	0		None	P,S,T,M,VP SC	24+		
48099	GREELY	02/10/1988	Active	25	2	1	1	4.17%	24	1	0		5	P,S,T,M,VP SC	1		\$1,046.89
Exc Award (06/30/2016)																	
125006	Ingleside/Long Sault Lost Villages	05/29/2015	Active	13	3	5	-2	-13.33%	15	7	0		8	P,S,T,M,VP SC	24+		
Exc Award (06/30/2017)																	
14640	IROQUOIS-MATILDA L C	03/19/1947	Active	45	4	9	-5	-10.00%	50	16	3			P,S,T,M,VP SC	0		\$7,425.59
Exc Award (06/30/2020, 06/30/2022, 06/30/20)																	
33430	KANATA HAZELDEAN L C	03/14/1977	Active	49	12	1	11	28.95%	38	0	3		2	P,S,T,M,VP SC	0		\$861.71
Exc Award (06/30/2019, 06/30/2023, 06/30/20)																	
14641	KEMPTVILLE	01/22/1958	Active	29	5	2	3	11.54%	26	6	0			P,S,T,M,VP SC	2		\$14.49
14642	KILLALOE & AREA	07/12/1948	Active	32	5	1	4	14.29%	28	7	3		3	P,S,T,M,VP SC	1		\$719.44
36891	LEFAIVRE	04/11/1979	Active	27	4	4	0	0.00%	27	7	1		None	P,S,T,M,VP SC	6		\$996.34
Exc Award (06/30/2024)																	
14670	LOW & DISTRICT L C	01/30/1973	Active	11	0	0	0	0.00%	11		0		12	P,S,T,M,VP SC	24+		
14606	MADAWASKA VALLEY	06/29/1953	Active	8	0	1	-1	-11.11%	9	18	9		12	P,S,T,M,VP SC	24+		
14643	MAXVILLE & DISTRICT L C	01/15/1964	Active	20	1	0	1	5.26%	19		8			P,S,T,M,VP SC	15		
14644	MERRICKVILLE	07/29/1954	Active	32	6	2	4	14.29%	28	20	2			P,S,T,M,VP SC	1		\$824.05
Exc Award (06/30/2022, 06/30/2023, 06/30/20)																	
14645	METCALFE DISTRICT	10/26/1959	Active	20	1	0	1	5.26%	19		1			P,S,T,M,VP SC	0		\$1,252.16
Exc Award (06/30/2019)																	




# Club Health Assessment for District A 4 through June 2025

			Status	Membership							Reports					Finance		LCIF
Club Number	Club Name	Charter Date		Current Member Count	YTD Members Added	YTD Members Dropped	YTD Net Growth	YTD Net Growth%	Member Count 12 Months Ago	Avg. length of service for dropped members	Months Since Last MMR ***	Yrs. Since Last Officer Report	President Rotation	Vice President Reported ****	Months Since Last Activity Report ***	Account Balance	Donations for current Fiscal Year	
			Number of times on status quo within last two years	If below 15 members appears				If net loss is greater than 20% appears			If no report in 3 months appears in	When more than one year appears in	Number of repeat terms	Notes the officers that do not have appears in an active	If no report at 12 months red			
14646	MORRISBURG & DISTRICT L C	11/16/1949	Active	30	5	14	-9	-23.08%	39	7	0		3	P,S,T,M,VP SC	1		\$14.49	
40754	MOUNTAIN TOWNSHIP & DISTRICT Exc Award (06/30/2019, 06/30/2022)	01/27/1982	Active	30	1	1	0	0.00%	30	2	0			P,S,T,M,VP SC	0		\$1,404.14	
14647	NAVAN	12/12/1951	Active	16	1	4	-3	-15.79%	19	3	0			P,S,T,M,VP SC	0		\$136.11	
14650	Orléans Exc Award (06/30/2024)	05/04/1970	Active	29	1	7	-6	-17.14%	35	5	0			P,S,T,M,VP SC	1		\$403.19	
14651	OTTAWA VANIER Exc Award (06/30/2024)	05/16/1922	Active	14	7	3	4	40.00%	10	1	0		2	P,S,T,M,VP SC	0		\$1,003.64	
50191	PALMER RAPIDS & AREA	02/13/1990	Active	17	4	1	3	21.43%	14	0	0			P,S,T,M,VP SC	2			
14655	PEMBROKE-PETAWAWA	05/28/1951	Active	7	0	0	0	0.00%	7		1		5	P,S,T,M,VP SC	2		\$856.80	
14656	PERTH Exc Award (06/30/2016, 06/30/2017)	10/19/1953	Active	27	4	9	-5	-15.63%	32	15	0			P,S,T,M,VP SC	24+			
145924	Perth Tay Lioness	05/07/2021	Active	18	0	0	0	0.00%	18		9		2	P,S,T,M,VP SC	6		\$347.14	
14673	PONTIAC	12/04/1946	Active	14	0	0	0	0.00%	14		11		3	P,S,T,M,VP SC	N/R			
39622	PRESCOTT & DIST	03/24/1981	Active	9	4	3	1	12.50%	8	13	0			P,S,T,M,VP SC	24+		\$429.51	
14674	QUYON	04/18/1967	Active	12	0	0	0	0.00%	12		0			P,S,T,M,VP SC	24+			
14658	RENFREW	09/18/1940	Active	5	1	4	-3	-37.50%	8	51	1			P,S,T,M,VP SC	0		\$1,754.94	
14659	RICHMOND DISTRICT Exc Award (06/30/2021)	02/17/1964	Active	25	1	3	-2	-7.41%	27	20	0		2	P,S,T,M,VP SC	24+		\$185.40	
14660	RUSSELL Exc Award (06/30/2019, 06/30/2024)	05/06/1947	Active	30	5	2	3	11.11%	27	5	0			P,S,T,M,VP SC	8		\$708.57	
39356	SEELEY'S BAY & DISTRICT Exc Award (06/30/2019, 06/30/2021)	01/30/1981	Active	18	2	3	-1	-5.26%	19	15	1		None	P,S,T,M,VP SC	1		\$1,011.65	
14675	SHAWVILLE	10/17/1949	Active	29	3	2	1	3.57%	28	6	0			P,S,T,M,VP SC	N/R			
14662	SMITHS FALLS	03/04/1940	Active	5	1	1	0	0.00%	5	5	0		2	P,S,T,M,VP SC	16			
14663	STITTSVILLE DISTRICT Exc Award (06/30/2018)	06/03/1964	Active	26	7	3	4	18.18%	22	2	0			P,S,T,M,VP SC	3		\$473.73	





## Club Health Assessment for District A 4 through June 2025

				Status		Membership						Reports					Finance		LCIF	
Club Number	Club Name	Charter Date			Current Member Count	YTD Members Added	YTD Members Dropped	YTD Net Growth	YTD Net Growth%	Member Count 12 Months Ago	Avg. length of service for dropped members	Months Since Last MMR ***	Yrs. Since Last Officer Report	President Rotation	Vice President Reported ****	Months Since Last Activity Report ***	Account Balance	Donations for current Fiscal Year		
				Number of times on status quo within last two years	If below 15 members appears				If net loss is greater than 20% appears			If no report in 3 months appears in	When more than one year appears in	Number of repeat terms	Notes the officers that do not have an active	If no report at 12 months appears in red				
14664	VANKLEEK HL&DIST L C	06/29/1973		Active	11	3	2	1	10.00%	10	18	0		2	P,S,T,M,VP SC	0		\$259.97		
	Exc Award (06/30/2023, 06/30/2024)																			
14625	WESTPORT	02/12/1946		Active	29	0	3	-3	-9.38%	32	3	0		2	P,S,T,M,VP SC	0		\$2,146.51		
	Exc Award (06/30/2023)																			
14665	WINCHESTER	03/06/1968		Active	34	7	0	7	25.93%	27		4		4	P,S,T,M,VP SC	0		\$2,291.14		
Current Total Clubs Count	YTD New Clubs Count	YTD Cancelled Clubs Count	YTD Net Club Gain	Current Total Members Count	YTD Add	YTD Drop	YTD Net Growth	YTD Net Growth %	Member Count 12 Months Ago	Average Member Count Per Club	% of Clubs with less than 20 members	% No MMR in 3 Months	% No Officer Report in 12 Months	% of Clubs with balance 90+ days	Number of Clubs in Status Quo	% Status Quo Clubs in Financial Suspension	Number of Cancelled Clubs	Average Cancelled Club Age	Members Lost Due to Cancellation	% of Clubs Cancelled for Non-Financial Reasons
60	0	1	-1	1,299	177	192	-15	-1.14%	1,314	22	50%	20%	0%	2%	0	0%	1	30	6	100%

\* - P - Priority Club. Cancellation Reasons: 1-Objectives/conduct, 2-Non-active club, 5-Non-existing club, 6-Disbanding, 7-Merger, 8-Financial Suspension, 9-District/Multiple District Dues.

\*\* - Abbreviation: P-President, S-Secretary, T-Treasurer, M-Member Chairperson, VP-First Vice President, MC-Communications Chairperson, SC-Service Chairperson

\*\*\* - Abbreviation: N/R - Never reported using the Lions Clubs website, N/A - Not applicable, No password registered for the Lions Clubs website.

\*\*\*\* - Abbreviation: N - New, IP - Immediate Past, R - Repeat.






# Club Health Assessment for District A 5 through June 2025

			Status	Membership							Reports					Finance		LCIF
Club Number	Club Name	Charter Date		Current Member Count	YTD Members Added	YTD Members Dropped	YTD Net Growth	YTD Net Growth%	Member Count 12 Months Ago	Avg. length of service for dropped members	Months Since Last MMR ***	Yrs. Since Last Officer Report	President Rotation	Vice President Reported ****	Months Since Last Activity Report ***	Account Balance	Donations for current Fiscal Year	
			Number of times on status quo within last two years	If below 15 members appears				If net loss is greater than 20% appears			If no report in 3 months appears in	When more than one year appears in	Number of repeat terms	Notes the officers that do not have an active	If no report at 12 months appears in red			
Clubs less than two years old																		
178985	St. Charles	01/06/2025	Active	24	28	4	24	100.00%	0	0	0			P,S,T,M,VP SC	1			
Clubs more than two years old																		
14676	ARGYLE	04/28/1952	Active	14	0	0	0	0.00%	14		13		7	P,S,T,M,VP SC	1			
14677	AZILDA	12/21/1971	Active	19	1	8	-7	-26.92%	26	9	0		None	P,S,T,M,VP SC	2			
Exc Award (06/30/2018)																		
34949	BONFIELD & DISTRICT L C	01/25/1978	Active	27	1	4	-3	-10.00%	30	19	0			P,S,T,M,VP SC	0		\$347.14	
Exc Award (06/30/2022)																		
14679	BRUCE MINES	04/01/1970	Active	7	0	0	0	0.00%	7		4		6	P,S,T,M,VP SC	22			
14681	CALLANDER	01/25/1968	Active	7	2	0	2	40.00%	5		2			P,S,T,M,VP SC	10		\$27.78	
14682	CAPREOL	04/15/1964	Active	20	1	3	-2	-9.09%	22	4	0			P,S,T,M,VP SC	0			
32889	CENTRAL MANITOULIN L C	10/14/1976	Active	22	0	0	0	0.00%	22		16		3	P,S,T,M,VP SC	2			
38445	CHARLTON-ENGLEHART	05/22/1980	Active	36	2	6	-4	-10.00%	40	10	1			P,S,T,M,VP SC	0			
Exc Award (06/30/2023)																		
151817	Chelmsford 2023	02/22/2023	Active	12	3	11	-8	-40.00%	20	2	0		2	P,S,T,M,VP SC	5			
88896	COBALT AND COLEMAN	08/31/2005	Active(1)	7	0	1	-1	-12.50%	8	19	0		5	P,S,T,M,VP SC	24+			
14724	COCHRANE	03/27/1962	Active	19	1	0	1	5.56%	18		1		4	P,S,T,M,VP SC	24+	90+ Days		
14685	CONISTON	03/17/1964	Active	35	11	5	6	20.69%	29	5	2		None	P,S,T,M,VP SC	1			
Exc Award (06/30/2018, 06/30/2024)																		
38801	DUBREUILVILLE	07/01/1980	Active	9	0	0	0	0.00%	9		0		9	P,S,T,M,VP SC	24+			
41339	EARLTON	05/13/1982	Active	17	0	3	-3	-15.00%	20	14	0		None	P,S,T,M,VP SC	13		\$215.83	
14687	ELLIOT LAKE	05/13/1957	Active	20	0	0	0	0.00%	21		0		None	P,S,T,M,VP SC	24			
14688	ESPANOLA	12/12/1947	Active	55	9	5	4	7.84%	51	11	0		2	P,S,T,M,VP SC	0		\$170.87	
14690	FERRIS	09/22/1955	Active	20	3	4	-1	-4.76%	21	30	1		3	P,S,T,M,VP SC	0		\$359.72	
Exc Award (06/30/2023)																		
14691	GARSON	05/18/1951	Active	23	3	1	2	9.52%	21	1	0		3	P,S,T,M,VP SC	5		\$1,000.00	



# Club Health Assessment for District A 5 through June 2025

			Status	Membership							Reports					Finance		LCIF
Club Number	Club Name	Charter Date		Current Member Count	YTD Members Added	YTD Members Dropped	YTD Net Growth	YTD Net Growth%	Member Count 12 Months Ago	Avg. length of service for dropped members	Months Since Last MMR ***	Yrs. Since Last Officer Report	President Rotation	Vice President Reported ****	Months Since Last Activity Report ***	Account Balance	Donations for current Fiscal Year	
			Number of times on status quo within last two years	If below 15 members appears				If net loss is greater than 20% appears			If no report in 3 months appears in	When more than one year appears in	Number of repeat terms	Notes the officers that do not have an active	If no report at 12 months appears in red			
41893	GORE BAY WESTN MANITOULIN	10/18/1982	Active	16	1	1	0	0.00%	16	45	7		2	P,S,T,M,VP SC	24+			
45366	HUDSON	09/19/1985	Active	13	0	0	0	0.00%	13		15		16	P,S,T,M,VP SC	1			
14693	IRON BRIDGE	02/08/1950	Active	16	1	5	-4	-20.00%	20	9	0		3	P,S,T,M,VP SC	0			
	Exc Award (06/30/2016)																	
14721	IROQUOIS FALLS	12/03/1951	Active	10	2	0	2	25.00%	8		2		4	P,S,T,M,VP SC	24+			
153701	Kirkland Lake	03/07/2023	Active	18	9	5	4	28.57%	14	2	0			P,S,T,M,VP SC	0			
14732	LARDER LAKE	03/30/1951	Active	8	1	3	-2	-20.00%	10	12	4		2	P,S,T,M,VP SC	24+			
14695	LITTLE CURRENT	11/03/1938	Active	20	1	3	-2	-9.09%	22	9	5		11	P,S,T,M,VP SC	8			
14698	MATTAWA	05/17/1948	Active	19	3	10	-7	-26.92%	26	6	-1			P,S,T,M,VP SC	8		\$17.29	
14700	MINNOW LAKE	10/05/1951	Active	42	8	1	7	20.00%	35	0	1			P,S,T,M,VP SC	0		\$2,448.23	
14734	MOOSONEE	01/19/1966	Active	15	0	0	0	0.00%	15		17	1	None	P,S,T,M,VP SC	24+			
14735	NEW LISKEARD	02/16/1945	Active	19	6	6	0	0.00%	19	11	0		2	P,S,T,M,VP SC	0			
43480	NOELVILLE FRENCH RIVER	02/22/1984	Active	14	0	0	0	0.00%	14		11		2	P,S,T,M,VP SC	18			
14702	NORTH BAY	03/02/1925	Active	27	2	6	-4	-12.90%	31	22	0		None	P,S,T,M,VP SC	0		\$1,098.66	
14694	ONAPING FALLS	05/17/1956	Active	55	11	10	1	1.85%	54	11	3		2	P,S,T,M,VP SC	0		\$1,583.14	
	Exc Award (06/30/2017, 06/30/2022)																	
14703	POWASSAN	10/17/1938	Active	27	1	2	-1	-3.57%	28	22	9			P,S,T,M,VP SC	24+			
78674	PROVIDENCE BAY & SPRING BAY	04/05/2004	Active	14	1	5	-4	-22.22%	18	2	0		2	P,S,T,M,VP SC	6		\$1,699.93	
43872	RESTOULE & DIST	05/11/1984	Active	35	4	2	2	6.06%	33	11	4			P,S,T,M,VP SC	4		\$1,046.89	
14706	SAULT STE MARIE	08/31/1936	Active	29	1	3	-2	-6.45%	31	15	0			P,S,T,M,VP SC	1			
	Exc Award (06/30/2022)																	
14737	SCHUMACHER	02/03/1935	Active	48	3	7	-4	-7.69%	52	4	0			P,S,T,M,VP SC	4		\$72.26	
	Exc Award (06/30/2024)																	
36805	SOUTHEAST MANITOULIN L C	03/29/1979	Active	8	0	3	-3	-27.27%	11	6	1		9	P,S,T,M,VP SC	24+			
14705	ST JOSEPH ISLAND L C	06/26/1972	Active	34	12	18	-6	-15.00%	40	18	0			P,S,T,M,VP SC	0			



# Club Health Assessment for District A 5 through June 2025

			Status		Membership						Reports					Finance		LCIF		
Club Number	Club Name	Charter Date			Current Member Count	YTD Members Added	YTD Members Dropped	YTD Net Growth	YTD Net Growth%	Member Count 12 Months Ago	Avg. length of service for dropped members	Months Since Last MMR ***	Yrs. Since Last Officer Report	President Rotation	Vice President Reported ****	Months Since Last Activity Report ***	Account Balance	Donations for current Fiscal Year		
			Number of times on status quo within last two years		If below 15 members appears				If net loss is greater than 20% appears			If no report in 3 months appears in	When more than one year appears in	Number of repeat terms		Notes the officers that do not have an active	If no report at 12 months appears in red			
14711	SUDBURY	09/29/1924	Active		31	1	7	-6	-16.22%	37	16	0				P,S,T,M,VP SC	2		\$1,438.89	
14740	TEMAGAMI	02/17/1954	Active		16	4	0	4	33.33%	12		2		3		P,S,T,M,VP SC	24+			
34273	TEMISCAMING & DIST L C	06/30/1977	Active		18	2	0	2	12.50%	16		1		11		P,S,T,M,VP SC	8			
82432	TEMISKAMING SHORES LIONESS	05/24/2004	Active		20	2	6	-4	-16.67%	24	12	1		2		P,S,T,M,VP SC	0			
66390	THE SUDBURY TEACHERS	06/27/2002	Active		16	3	0	3	23.08%	13		0		None		P,S,T,M,VP SC	1			
14713	THESSALON	09/13/1946	Active		15	3	0	3	25.00%	12		0				P,S,T,M,VP SC	0		\$138.77	
14714	TROUT CREEK	11/24/1966	Active		18	1	2	-1	-5.26%	19	4	0		3		P,S,T,M,VP SC	24+		\$271.17	
14715	VALLEY EAST L C	02/19/1967	Active		36	6	3	3	9.09%	33	15	0				P,S,T,M,VP SC	3		\$505.82	
Exc Award (06/30/2023, 06/30/2024)																				
14716	WALDEN L C	02/09/1972	Active		9	0	1	-1	-10.00%	10	2	0				P,S,T,M,VP SC	0		\$2,075.30	
37806	WARREN & DIST	12/10/1979	Active		14	4	3	1	7.69%	13	1	0		2		P,S,T,M,VP SC	21		\$55.51	
Exc Award (06/30/2017)																				
14717	WAWA	12/13/1940	Active		4	0	1	-1	-20.00%	5	5	1				P,S,T,M,VP SC	N/R			
14718	WHITEFISH DISTRICT	12/01/1967	Active		15	0	1	-1	-6.25%	16	32	2				P,S,T,M,VP SC	2			
14719	WIDDIFIELD	11/17/1955	Active		10	2	0	2	25.00%	8		3		3		P,S,T,M,VP SC	5		\$18.07	
Current Total Clubs Count	YTD New Clubs Count	YTD Cancelled Clubs Count	YTD Net Club Gain	Current Total Members Count	YTD Add	YTD Drop	YTD Net Growth	YTD Net Growth %	Member Count 12 Months Ago	Average Member Count Per Club	% of Clubs with less than 20 members	% No MMR in 3 Months	% No Officer Report in 12 Months	% of Clubs with balance 90+ days	Number of Clubs in Status Quo	% Status Quo Clubs in Financial Suspension	Number of Cancelled Clubs	Average Cancelled Club Age	Members Lost Due to Cancellation	% of Clubs Cancelled for Non-Financial Reasons
53	1	0	1	1,102	160	169	-9	-0.81%	1,112	21	58%	25%	2%	2%	0	0%	0	0	0	0%

\* - P - Priority Club. Cancellation Reasons: 1-Objectives/conduct, 2-Non-active club, 5-Non-existing club, 6-Disbanding, 7-Merger, 8-Financial Suspension, 9-District/Multiple District Dues.

\*\* - Abbreviation: P-President, S-Secretary, T-Treasurer, M-Member Chairperson, VP-First Vice President, MC-Communications Chairperson, SC-Service Chairperson

\*\*\* - Abbreviation: N/R - Never reported using the Lions Clubs website, N/A - Not applicable, No password registered for the Lions Clubs website.

\*\*\*\* - Abbreviation: N - New, IP - Immediate Past, R - Repeat.



# Club Health Assessment for District A 711 through June 2025

			Status	Membership							Reports					Finance		LCIF
Club Number	Club Name	Charter Date		Current Member Count	YTD Members Added	YTD Members Dropped	YTD Net Growth	YTD Net Growth%	Member Count 12 Months Ago	Avg. length of service for dropped members	Months Since Last MMR ***	Yrs. Since Last Officer Report	President Rotation	Vice President Reported ****	Months Since Last Activity Report ***	Account Balance	Donations for current Fiscal Year	
			Number of times on status quo within last two years	If below 15 members appears					If net loss is greater than 20% appears			If no report in 3 months appears in	When more than one year appears in	Number of repeat terms	Notes the officers that do not have an active red	If no report at 12 months appears in red		
Clubs less than two years old																		
182563	GTA Provision Entrepreneurs	06/18/2025	Newly Chartered	20	20	0	20	100.00%	0		0				P,S,T,M,VP SC	N/R		
182063	Stipley	05/29/2025	Newly Chartered	15	22	7	15	100.00%	0	2	0				P,S,T,M,VP SC	0		\$40.00
155723	Toronto Bayanihan	08/17/2023	Active	19	4	4	0	0.00%	19	2	0		2		P,S,T,M,VP SC	0		\$318.32
180059	Toronto Latino	01/20/2025	Active	11	26	15	11	100.00%	0	0	2				P,S,T,M,VP SC	N/R	90+ Days	
182067	Toronto Supreme	05/15/2025	Newly Chartered	22	22	0	22	100.00%	0		1				P,S,T,M,VP SC	N/R		
Clubs more than two years old																		
14755	AGINCOURT	10/26/1944	Active	10	0	0	0	0.00%	10		13		2		P,S,T,M,VP SC	6		\$157.34
14918	ANCASTER	11/27/1945	Active	15	3	2	1	7.14%	14	29	1		None		P,S,T,M,VP SC	24+		\$346.92
14919	BLACKHEATH BINBROOK	02/11/1953	Active	19	2	1	1	5.56%	18	37	1				P,S,T,M,VP SC	2		\$694.28
14921	BRAMPTON BRAMALEA	08/04/1962	Active	12	0	3	-3	-20.00%	15	33	0				P,S,T,M,VP SC	16		\$7,934.60
133935	Brampton Himalayas	02/28/2018	Active	9	1	1	0	0.00%	9	1	10				P,S,T,M,VP SC	24+		
96792	BRAMPTON VILLAGE	03/29/2006	Active	21	3	3	0	0.00%	21	5	1				P,S,T,M,VP SC	1		\$369.85
Exc Award (06/30/2024)																		
14925	BURLINGTON	04/27/1925	Active	43	11	9	2	4.88%	41	17	0				P,S,T,M,VP SC	2		\$6,940.62
Exc Award (06/30/2016, 06/30/2018)																		
14917	BURLINGTON ALDERSHOT	03/12/1956	Active	14	0	3	-3	-17.65%	17	11	0		None		P,S,T,M,VP SC	0		
Exc Award (06/30/2022)																		
14926	CALEDON	05/03/1971	Active	10	4	0	4	66.67%	6		2		7		P,S,T,M,VP SC	2		
14928	CHINGUACOUSY L C	07/16/1971	Active	16	0	0	0	0.00%	16		13		3		P,S,T,M,VP SC	24+		
14933	ERIN DISTRICT L C	01/23/1951	Active	9	0	1	-1	-10.00%	10	5	2				P,S,T,M,VP SC	7		
154473	Etobicoke Alpha	05/26/2023	Active	28	38	28	10	55.56%	17	3	0				P,S,T,M,VP SC	2		\$20.00
14760	FOREST HILL	11/26/1952	Active(2)	17	0	0	0	0.00%	17		11		4		P,S,T,M,VP SC	1		
14935	GEORGETOWN	02/06/1931	Active	21	1	3	-2	-8.70%	23	6	0		2		P,S,T,M,VP SC	24+		



# Club Health Assessment for District A 711 through June 2025

			Status	Membership							Reports					Finance		LCIF
Club Number	Club Name	Charter Date		Current Member Count	YTD Members Added	YTD Members Dropped	YTD Net Growth	YTD Net Growth%	Member Count 12 Months Ago	Avg. length of service for dropped members	Months Since Last MMR ***	Yrs. Since Last Officer Report	President Rotation	Vice President Reported ****	Months Since Last Activity Report ***	Account Balance	Donations for current Fiscal Year	
			Number of times on status quo within last two years	If below 15 members appears				If net loss is greater than 20% appears			If no report in 3 months appears in	When more than one year appears in	Number of repeat terms	Notes the officers that do not have an active	If no report at 12 months appears in red			
154755	GTA Legacy	06/12/2023	Active	33	16	4	12	57.14%	21	1	0		3	P,S,T,M,VP SC	0		\$712.08	
143480	GTA PHOENIX	11/03/2020	Active	11	1	1	0	0.00%	11	4	0			P,S,T,M,VP SC	0			
	Exc Award (06/30/2021, 06/30/2024)																	
106909	HALTON K9	12/16/2009	Active	11	1	1	0	0.00%	11	2	0		None	P,S,T,M,VP SC	1			
14936	HAMILTON CENTRAL	07/19/1920	Active	5	0	1	-1	-16.67%	6	4	7		6	P,S,T,M,VP SC	7			
40621	HUTTONVILLE	12/21/1981	Active	11	1	0	1	10.00%	10		1		2	P,S,T,M,VP SC	1		\$283.29	
	Exc Award (06/30/2016, 06/30/2022, 06/30/2024)																	
14763	LAKESHORE	07/23/1931	Active(1)	3	0	0	0	0.00%	3		0			P,S,T,M,VP SC	2			
14764	LEASIDE	01/23/1939	Active(1)	2	2	4	-2	-50.00%	4	26	4		2	P,S,T,M,VP SC	2			
148331	Malton One Destiny	09/28/2021	Active	9	4	2	2	28.57%	7	2	0			P,S,T,M,VP SC	0		\$433.75	
93226	MALVERN ONYX	12/23/2005	Active	27	6	1	5	22.73%	22	8	0			P,S,T,M,VP SC	0		\$1,523.01	
	Exc Award (06/30/2023)																	
14940	MILTON	02/11/1963	Cancelled(8*)	0	0	11	-11	-100.00%	11	18	4		None	P,S,T,M,VP SC	24+	90+ Days		
29476	MISSISSAUGA CENTRAL	06/27/1974	Active	13	2	5	-3	-18.75%	16	4	0			P,S,T,M,VP SC	1		\$7,265.67	
43151	MISSISSAUGA COOKSVILLE	11/15/1983	Active	38	4	3	1	2.70%	37	7	0		3	P,S,T,M,VP SC	4		\$171.83	
	Exc Award (06/30/2016)																	
58862	MISSISSAUGA ERIN MILLS	11/18/1996	Active(1)	15	0	7	-7	-31.82%	22	9	0		None	P,S,T,M,VP SC	24+			
121344	MISSISSAUGA MONARCH	02/10/2014	Active	10	6	8	-2	-16.67%	12	2	0		5	P,S,T,M,VP SC	6		\$69.79	
	Exc Award (06/30/2022)																	
14985	NOBLETON	01/10/1962	Active	21	2	2	0	0.00%	21	11	0		None	P,S,T,M,VP SC	1		\$2,013.45	
	Exc Award (06/30/2021)																	
14944	OAKVILLE	11/08/1935	Active	41	2	7	-5	-10.87%	46	8	0			P,S,T,M,VP SC	3		\$4,471.89	
	Exc Award (06/30/2016, 06/30/2018, 06/30/2020)																	
37932	OAKVILLE TRAFALGAR L C	01/07/1980	Active	5	0	0	0	0.00%	5		2		11	P,S,T,M,VP SC	1		\$21.19	
115383	RYERSON CAMPUS	10/31/2011	Cancelled(8*)	0	0	15	-15	-100.00%	15	3	6	1	None	P,S,T,M,VP SC	20	90+ Days		
143643	Scarborough JamRockZ6	11/18/2020	Active(3)	18	6	8	-2	-10.00%	20	3	2		5	P,S,T,M,VP SC	1			
14948	STONEY CREEK	01/24/1961	Active	7	1	1	0	0.00%	7	8	3			P,S,T,M,VP SC	0		\$2,082.85	



# Club Health Assessment for District A 711 through June 2025

			Status	Membership							Reports					Finance		LCIF
Club Number	Club Name	Charter Date		Current Member Count	YTD Members Added	YTD Members Dropped	YTD Net Growth	YTD Net Growth%	Member Count 12 Months Ago	Avg. length of service for dropped members	Months Since Last MMR ***	Yrs. Since Last Officer Report	President Rotation	Vice President Reported ****	Months Since Last Activity Report ***	Account Balance	Donations for current Fiscal Year	
			Number of times on status quo within last two years	If below 15 members appears				If net loss is greater than 20% appears			If no report in 3 months appears in	When more than one year appears in	Number of repeat terms	Notes the officers that do not have an active	If no report at 12 months red			
14951	STREETSVILLE	01/24/1952	Active	21	2	0	2	10.53%	19		0			P,S,T,M,VP SC	6		\$1,087.49	
14773	THISTLETOWN	02/24/1965	Active	25	2	1	1	4.17%	24	39	0			P,S,T,M,VP SC	0		\$1,351.36	
Exc Award (06/30/2018, 06/30/2023)																		
143460	Toronto Achievers	11/02/2020	Active	38	18	8	10	35.71%	28	2	0			P,S,T,M,VP SC	5		\$2,458.91	
Exc Award (06/30/2021, 06/30/2022, 06/30/2023)																		
14776	TORONTO BATHURST	08/15/1972	Active(1)	13	1	1	0	0.00%	13	5	0		7	P,S,T,M,VP SC	1			
14777	TORONTO BEACHES	01/18/1935	Active	33	3	4	-1	-2.94%	34	19	0		2	P,S,T,M,VP SC	0	90+ Days	\$707.80	
148568	Toronto Bona	10/08/2021	Active(1)	22	0	0	0	0.00%	22		25	1	None	P,S,T,M,VP SC	10			
30104	TORONTO CATHAY	01/16/1975	Active	13	1	6	-5	-27.78%	18	8	0			P,S,T,M,VP SC	2			
129886	Toronto Centennial	01/24/2017	Active	5	3	27	-24	-82.76%	29	4	0			P,S,T,M,VP SC	2		\$14.83	
Exc Award (06/30/2022, 06/30/2023)																		
14779	TORONTO CENTRAL	05/18/1920	Active	11	5	4	1	10.00%	10	9	0			P,S,T,M,VP SC	24+			
126925	Toronto Central Bangladesh	03/01/2016	Active(4)	5	0	0	0	0.00%	5		1		None	P,S,T,M,VP SC	24+			
39536	TORONTO CERVANTES	03/11/1981	Active	7	0	1	-1	-12.50%	8	37	8		2	P,S,T,M,VP SC	24+			
151848	Toronto Distinction	07/01/2022	Active	9	4	11	-7	-43.75%	16	2	0		3	P,S,T,M,VP SC	8			
49104	TORONTO DOCTORS	12/19/1988	Active	39	10	5	5	14.71%	34	5	0		2	P,S,T,M,VP SC	0		\$1,107.58	
Exc Award (06/30/2023)																		
124249	Toronto East	02/25/2015	Active	9	0	0	0	0.00%	9		18			P,S,T,M,VP SC	1			
54825	TORONTO ELEGANT	08/16/1993	Active(1)	20	3	5	-2	-9.09%	22	7	0			P,S,T,M,VP SC	1			
148978	Toronto Evergreen	11/17/2021	Active(2)	30	14	15	-1	-3.23%	31	1	0		2	P,S,T,M,VP SC	0			
136403	Toronto Global Doctors	09/10/2018	Active(3)	4	0	0	0	0.00%	4		36		None	P,S,T,M,VP SC	24+			
100528	TORONTO GLOBAL TELUGU	11/12/2007	Cancelled(8*)	0	0	5	-5	-100.00%	5	10	6	1	None	P,S,T,M,VP SC	24+	90+ Days		
134799	Toronto Green Capes	06/07/2018	Active	20	4	5	-1	-4.76%	21	6	0		3	P,S,T,M,VP SC	4			
133227	Toronto Harmony	11/30/2017	Active	18	16	1	15	500.00%	3	0	4		7	P,S,T,M,VP SC	N/R			
134617	Toronto High Park Centennial	06/14/2018	Active	9	3	2	1	12.50%	8	1	0			P,S,T,M,VP SC	1			
46639	TORONTO HONG KONG	11/03/1986	Active(1)	29	1	0	1	3.57%	28		3			P,S,T,M,VP SC	1			




# Club Health Assessment for District A 711 through June 2025

			Status	Membership							Reports					Finance	LCIF
Club Number	Club Name	Charter Date		Current Member Count	YTD Members Added	YTD Members Dropped	YTD Net Growth	YTD Net Growth%	Member Count 12 Months Ago	Avg. length of service for dropped members	Months Since Last MMR ***	Yrs. Since Last Officer Report	President Rotation	Vice President Reported ****	Months Since Last Activity Report ***	Account Balance	Donations for current Fiscal Year
			Number of times on status quo within last two years	If below 15 members appears				If net loss is greater than 20% appears			If no report in 3 months appears in	When more than one year appears in	Number of repeat terms	Notes the officers that do not have an active	If no report at 12 months red		
52542	TORONTO HUMMINGBIRD	02/20/1992	Active	11	0	0	0	0.00%	11		31		None	P,S,T,M,VP SC	24+		
153780	Toronto Infini	02/23/2023	Active	35	11	0	11	45.83%	24		0		2	P,S,T,M,VP SC	0		\$232.00
	Exc Award (06/30/2023)																
52226	TORONTO KAITEUR	12/09/1991	Active	27	2	2	0	0.00%	27	31	0		2	P,S,T,M,VP SC	0		\$2,005.27
	Exc Award (06/30/2016, 06/30/2017, 06/30/20																
131388	Toronto Kapuso	06/21/2017	Active	51	28	9	19	59.38%	32	1	2			P,S,T,M,VP SC	0		\$514.24
	Exc Award (06/30/2023, 06/30/2024)																
52092	TORONTO MABUHAY	10/22/1991	Active	31	1	6	-5	-13.89%	36	5	0			P,S,T,M,VP SC	0		\$1,999.41
	Exc Award (06/30/2018, 06/30/2020, 06/30/20																
151849	Toronto Mahal Kita	07/01/2022	Active(2)	12	10	7	3	33.33%	9	2	1			P,S,T,M,VP SC	24+		
121332	Toronto Maharlika	02/18/2014	Active	24	2	8	-6	-20.00%	30	4	1		5	P,S,T,M,VP SC	4		\$208.28
	Exc Award (06/30/2018, 06/30/2019)																
105282	TORONTO NETRALYA	04/21/2009	Active	49	10	0	10	25.64%	39		0		2	P,S,T,M,VP SC	2		\$689.90
	Exc Award (06/30/2016)																
154089	Toronto Nigerian	04/10/2023	Active	66	26	13	13	24.53%	53	2	0			P,S,T,M,VP SC	0		\$2,023.30
	Exc Award (06/30/2024)																
89532	TORONTO PARAGON	10/31/2005	Cancelled(8*)	0	0	10	-10	-100.00%	10	7	23	1	None	P,S,T,M,VP SC	24+	90+ Days	
148504	Toronto Pillar of Hope	10/06/2021	Active	42	14	0	14	50.00%	28		2			P,S,T,M,VP SC	2		\$290.60
	Exc Award (06/30/2023)																
146141	Toronto Sinagtala	06/08/2021	Active	4	0	2	-2	-33.33%	6	4	0			P,S,T,M,VP SC	24		
14790	TORONTO SUOMI FINLANDIA	05/25/1971	Active(1)	29	2	1	1	3.57%	28	18	0			P,S,T,M,VP SC	1		
109497	TORONTO TRILLIUM	10/12/2010	Active(4)	16	2	0	2	14.29%	14		5			P,S,T,M,VP SC	24+		
	Exc Award (06/30/2019)																
153904	Toronto Wellness	03/13/2023	Active	3	1	2	-1	-25.00%	4	2	1			P,S,T,M,VP SC	N/R	90+ Days	
14791	WEST HILL HIGHLAND CREEK	09/22/1944	Active	15	5	0	5	50.00%	10		0			P,S,T,M,VP SC	1		\$192.99
14792	WESTON	02/18/1941	Active	18	1	4	-3	-14.29%	21	31	0			P,S,T,M,VP SC	7		\$1,806.12
	Exc Award (06/30/2016, 06/30/2017)																
14793	WISHING WELL	09/25/1958	Active	5	0	0	0	0.00%	5		2			P,S,T,M,VP SC	8		\$222.48





Club Health Assessment for District A 711 through June 2025

			Status	Membership						Reports					Finance	LCIF	
Club Number	Club Name	Charter Date		Current Member Count	YTD Members Added	YTD Members Dropped	YTD Net Growth	YTD Net Growth%	Member Count 12 Months Ago	Avg. length of service for dropped members	Months Since Last MMR ***	Yrs. Since Last Officer Report	President Rotation	Vice President Reported ****	Months Since Last Activity Report ***	Account Balance	Donations for current Fiscal Year
			Number of times on status quo within last two years	If below 15 members appears			If net loss is greater than 20% appears				If no report in 3 months appears in	When more than one year appears in	Number of repeat terms	Notes the officers that do not have an active	If no report at 12 months appears in red		
Exc Award (06/30/2023)																	
14761	WOODBIDGE	03/23/1954	Active	8	0	0	0	0.00%	8		7			P,S,T,M,VP SC	10		
14794	YORK	08/07/1935	Active(1)	10	0	0	0	0.00%	10		0		5	P,S,T,M,VP SC	1		

Clubs Cancelled Previous Fiscal Year – Clubs Cancelled within last 12 months may be reinstated

Club Number	Club Name	Charter Date	Current Status*	Cancellation Date
148786	GTA Eagle Executive	11/05/2021	Cancelled(8*)	06/29/2024
140208	Toronto Beyond Difference	11/08/2019	Cancelled(6*)	04/29/2024
142212	Toronto Capri	07/13/2020	Cancelled(8*)	12/29/2023
50192	TORONTO MANDARIN	02/16/1990	Cancelled(6*)	04/29/2024
48514	YORK MOUNT DENNIS	05/06/1988	Cancelled(6*)	07/29/2023

Current Total Clubs Count	YTD New Clubs Count	YTD Cancelled Clubs Count	YTD Net Club Gain	Current Total Members Count	YTD Add	YTD Drop	YTD Net Growth	YTD Net Growth %	Member Count 12 Months Ago	Average Member Count Per Club	% of Clubs with less than 20 members	% No MMR in 3 Months	% No Officer Report in 12 Months	% of Clubs with balance 90+ days	Number of Clubs in Status Quo	% Status Quo Clubs in Financial Suspension	Number of Cancelled Clubs	Average Cancelled Club Age	Members Lost Due to Cancellation	% of Clubs Cancelled for Non-Financial Reasons
77	4	4	0	1,447	416	326	90	6.63%	1,356	19	61%	21%	1%	4%	0	0%	4	48	41	-50%

\* - P - Priority Club. Cancellation Reasons: 1-Objectives/conduct, 2-Non-active club, 5-Non-existing club, 6-Disbanding, 7-Merger, 8-Financial Suspension, 9-District/Multiple District Dues.  
\*\* - Abbreviation: P-President, S-Secretary, T-Treasurer, M-Member Chairperson, VP-First Vice President, MC-Communications Chairperson, SC-Service Chairperson  
\*\*\* - Abbreviation: N/R - Never reported using the Lions Clubs website, N/A - Not applicable, No password registered for the Lions Clubs website.  
\*\*\*\* - Abbreviation: N - New, IP - Immediate Past, R - Repeat.





# Club Health Assessment for District A 9 through June 2025

			Status	Membership							Reports					Finance		LCIF
Club Number	Club Name	Charter Date		Current Member Count	YTD Members Added	YTD Members Dropped	YTD Net Growth	YTD Net Growth%	Member Count 12 Months Ago	Avg. length of service for dropped members	Months Since Last MMR ***	Yrs. Since Last Officer Report	President Rotation	Vice President Reported ****	Months Since Last Activity Report ***	Account Balance	Donations for current Fiscal Year	
			Number of times on status quo within last two years	If below 15 members appears				If net loss is greater than 20% appears			If no report in 3 months appears in	When more than one year appears in	Number of repeat terms	Notes the officers that do not have an active	If no report at 12 months appears in red			
Clubs less than two years old																		
171470	Ayton	06/04/2024	Active	32	5	4	1	3.23%	31	0	9		2	P,S,T,M,VP SC	0			
Clubs more than two years old																		
14830	ARTHUR	11/14/1939	Active	25	6	1	5	25.00%	20	1	3		2	P,S,T,M,VP SC	1		\$1,006.21	
Exc Award (06/30/2024)																		
33843	AUBURN & DISTRICT L C	05/18/1977	Active	31	1	1	0	0.00%	31	8	0			P,S,T,M,VP SC	0			
14833	BLYTH	03/27/1945	Active	37	2	4	-2	-5.13%	39	5	0			P,S,T,M,VP SC	0		\$1,231.98	
Exc Award (06/30/2018, 06/30/2022, 06/30/20)																		
14835	BRUSSELS	03/13/1946	Active	47	6	4	2	4.44%	45	27	0			P,S,T,M,VP SC	0		\$967.14	
Exc Award (06/30/2018, 06/30/2023, 06/30/20)																		
30673	CENTRE GREY	04/30/1975	Active	10	0	0	0	0.00%	10		26		23	P,S,T,M,VP SC	2			
37115	CHEPSTOW & DISTRICT L C	05/24/1979	Active	69	7	0	7	11.29%	62		0			P,S,T,M,VP SC	0		\$1,046.89	
Exc Award (06/30/2016, 06/30/2019, 06/30/20)																		
36321	CLIFFORD & DISTRICT L C	12/21/1978	Active	4	1	2	-1	-20.00%	5	5	1		2	P,S,T,M,VP SC	0		\$208.29	
30047	DUBLIN & DISTRICT L C	12/27/1974	Active	23	0	1	-1	-4.17%	24	9	1		2	P,S,T,M,VP SC	5		\$337.68	
Exc Award (06/30/2023)																		
14838	DUNDALK & DISTRICT L C	06/14/1973	Active	7	0	0	0	0.00%	7		22		None	P,S,T,M,VP SC	16			
97144	DUNGANNON AND DISTRICT	05/30/2006	Cancelled(8*)	0	0	10	-10	-100.00%	10	13	0	1	None	P,S,T,M,VP SC	15	90+ Days		
28185	FERNDALDE LIONS HEAD & DISTRICT	03/26/1974	Active	19	0	7	-7	-26.92%	26	14	0			P,S,T,M,VP SC	1		\$687.03	
Exc Award (06/30/2022)																		
33681	FORMOSA DISTRICT L C	04/05/1977	Active	44	2	3	-1	-2.22%	45	20	0			P,S,T,M,VP SC	0		\$1,050.14	
Exc Award (06/30/2023)																		
14843	GODERICH	08/07/1922	Active	72	2	14	-12	-14.29%	84	7	1			P,S,T,M,VP SC	1			
Exc Award (06/30/2022, 06/30/2023)																		
14844	GRAND VALLEY	11/07/1950	Active	19	6	8	-2	-9.52%	21	4	0			P,S,T,M,VP SC	0		\$1,666.44	
Exc Award (06/30/2023)																		
103791	HANOVER	10/09/2008	Active	22	4	7	-3	-12.00%	25	4	4			P,S,T,M,VP SC	6			
Exc Award (06/30/2016, 06/30/2018)																		



# Club Health Assessment for District A 9 through June 2025

			Status	Membership							Reports					Finance		LCIF
Club Number	Club Name	Charter Date		Current Member Count	YTD Members Added	YTD Members Dropped	YTD Net Growth	YTD Net Growth%	Member Count 12 Months Ago	Avg. length of service for dropped members	Months Since Last MMR ***	Yrs. Since Last Officer Report	President Rotation	Vice President Reported ****	Months Since Last Activity Report ***	Account Balance	Donations for current Fiscal Year	
			Number of times on status quo within last two years	If below 15 members appears				If net loss is greater than 20% appears			If no report in 3 months appears in	When more than one year appears in	Number of repeat terms	Notes the officers that do not have an active	If no report at 12 months appears in red			
41019	HOLLAND CENTRE/ WILLIAMSFORD & DISTRICT	03/30/1982	Active	14	0	3	-3	-17.65%	17	27	1		15	P,S,T,M,VP SC	7		\$34.71	
38905	KEMBLE & DISTRICT L C	09/29/1980	Active	13	0	1	-1	-7.14%	14	13	1		7	P,S,T,M,VP SC	0			
29211	KINCARDINE	04/17/1974	Active	72	5	2	3	4.35%	69	9	1			P,S,T,M,VP SC	0		\$500.00	
Exc Award (06/30/2018, 06/30/2019, 06/30/20																		
33937	LONDESBORO	05/31/1977	Active	30	0	3	-3	-9.09%	33	25	1			P,S,T,M,VP SC	0		\$388.78	
Exc Award (06/30/2018, 06/30/2022, 06/30/20																		
14852	LUCKNOW	11/27/1956	Active	15	0	4	-4	-21.05%	19	22	0		None	P,S,T,M,VP SC	0			
32800	MILDMAY & DISTRICT L C	10/05/1976	Active	10	0	0	0	0.00%	10		1		3	P,S,T,M,VP SC	0			
14854	MITCHELL	07/16/1936	Active	17	3	2	1	6.25%	16	5	4		2	P,S,T,M,VP SC	2		\$34.72	
Exc Award (06/30/2022, 06/30/2023)																		
14856	MOUNT FOREST	05/17/1938	Active	63	8	21	-13	-17.11%	76	12	0			P,S,T,M,VP SC	3		\$1,169.66	
Exc Award (06/30/2016, 06/30/2018, 06/30/20																		
29800	NEUSTADT & DISTRICT	09/24/1974	Active	28	4	6	-2	-6.67%	30	5	0			P,S,T,M,VP SC	6		\$21.69	
Exc Award (06/30/2019, 06/30/2023)																		
14858	ORANGEVILLE	03/11/1949	Active	53	7	4	3	6.00%	50	6	0			P,S,T,M,VP SC	0		\$6,032.44	
14859	OWEN SOUND	01/31/1946	Active	13	0	0	0	0.00%	13		11			P,S,T,M,VP SC	1			
61787	OWEN SOUND SCENIC CITY	04/13/1999	Active	11	2	1	1	10.00%	10	48	0		6	P,S,T,M,VP SC	0		\$737.79	
Exc Award (06/30/2016, 06/30/2023)																		
14860	PALMERSTON	09/07/1939	Active	33	4	2	2	6.45%	31	32	0			P,S,T,M,VP SC	4		\$1,150.36	
Exc Award (06/30/2016, 06/30/2018)																		
109350	PIKE LAKE MINTO	09/27/2010	Active	9	0	0	0	0.00%	9		6		3	P,S,T,M,VP SC	0			
30267	PORT ELGIN & DISTRICT	02/26/1975	Active	22	3	14	-11	-33.33%	33	3	0		2	P,S,T,M,VP SC	5			
Exc Award (06/30/2022, 06/30/2024)																		
14863	RIPLEY & DISTRICT L C	04/18/1972	Active	39	2	1	1	2.63%	38	50	1			P,S,T,M,VP SC	0		\$2,111.61	
Exc Award (06/30/2016, 06/30/2021, 06/30/20																		
39623	SAUBLE BEACH & DISTRICT	03/24/1981	Active	27	2	4	-2	-6.90%	29	12	0			P,S,T,M,VP SC	0		\$1,457.99	
Exc Award (06/30/2017, 06/30/2023, 06/30/20																		
14867	SEAFORTH	12/09/1924	Active	17	0	1	-1	-5.56%	18	33	6			P,S,T,M,VP SC	0		\$243.00	



## Club Health Assessment for District A 9 through June 2025

					Membership										Reports				Finance		LCIF
Club Number	Club Name	Charter Date			Current Member Count	YTD Members Added	YTD Members Dropped	YTD Net Growth	YTD Net Growth%	Member Count 12 Months Ago	Avg. length of service for dropped members	Months Since Last MMR ***	Yrs. Since Last Officer Report	President Rotation	Vice President Reported ****	Months Since Last Activity Report ***	Account Balance	Donations for current Fiscal Year			
			Number of times on status quo within last two years		If below 15 members appears				If net loss is greater than 20% appears			If no report in 3 months appears in	When more than one year appears in	Number of repeat terms	Notes the officers that do not have an active	If no report at 12 months appears in red					
Exc Award (06/30/2023, 06/30/2024)																					
31257	SHELBURNE & DISTRICT	10/09/1975	Active		21	1	0	1	5.00%	20		7			P,S,T,M,VP SC	0		\$639.86			
44025	THORNBURY BEAVER VALLEY	06/22/1984	Active		12	3	1	2	20.00%	10	40	7		8	P,S,T,M,VP SC	3		\$139.59			
14871	TIVERTON & DISTRICT L C	01/09/1973	Active		28	7	3	4	16.67%	24	8	0			P,S,T,M,VP SC	0					
Exc Award (06/30/2019, 06/30/2022, 06/30/2024)																					
101700	WEST GREY DURHAM	05/09/2008	Active		63	2	1	1	1.61%	62	11	0			P,S,T,M,VP SC	0		\$362.15			
Exc Award (06/30/2022, 06/30/2024)																					
14873	WIARTON AND DISTRICT	08/26/1954	Active		10	1	5	-4	-28.57%	14	21	0		None	P,S,T,M,VP SC	4		\$90.32			
14874	WINGHAM	06/01/1938	Active		23	3	1	2	9.52%	21	2	2		3	P,S,T,M,VP SC	0		\$697.93			
Current Total Clubs Count	YTD New Clubs Count	YTD Cancelled Clubs Count	YTD Net Club Gain	Current Total Members Count	YTD Add	YTD Drop	YTD Net Growth	YTD Net Growth %	Member Count 12 Months Ago	Average Member Count Per Club	% of Clubs with less than 20 members	% No MMR in 3 Months	% No Officer Report in 12 Months	% of Clubs with balance 90+ days	Number of Clubs in Status Quo	% Status Quo Clubs in Financial Suspension	Number of Cancelled Clubs	Average Cancelled Club Age	Members Lost Due to Cancellation	% of Clubs Cancelled for Non-Financial Reasons	
39	0	1	-1	1,104	99	146	-47	-4.08%	1,151	28	41%	28%	0%	0%	0	0%	1	19	10	0%	

\* - P - Priority Club. Cancellation Reasons: 1-Objectives/conduct, 2-Non-active club, 5-Non-existing club, 6-Disbanding, 7-Merger, 8-Financial Suspension, 9-District/Multiple District Dues.

\*\* - Abbreviation: P-President, S-Secretary, T-Treasurer, M-Member Chairperson, VP-First Vice President, MC-Communications Chairperson, SC-Service Chairperson

\*\*\* - Abbreviation: N/R - Never reported using the Lions Clubs website, N/A - Not applicable, No password registered for the Lions Clubs website.

\*\*\*\* - Abbreviation: N - New, IP - Immediate Past, R - Repeat.



# Club Health Assessment for District A 12 through June 2025

			Status	Membership							Reports					Finance		LCIF
Club Number	Club Name	Charter Date		Current Member Count	YTD Members Added	YTD Members Dropped	YTD Net Growth	YTD Net Growth%	Member Count 12 Months Ago	Avg. length of service for dropped members	Months Since Last MMR ***	Yrs. Since Last Officer Report	President Rotation	Vice President Reported ****	Months Since Last Activity Report ***	Account Balance	Donations for current Fiscal Year	
			Number of times on status quo within last two years	If below 15 members appears				If net loss is greater than 20% appears			If no report in 3 months appears in	When more than one year appears in	Number of repeat terms	Notes the officers that do not have appears in an active	If no report at 12 months red			
Clubs more than two years old																		
14953	ALLISTON	11/20/1936	Active	37	3	2	1	2.78%	36	15	7			P,S,T,M,VP SC	6		\$2,145.27	
Exc Award (06/30/2022, 06/30/2023)																		
134915	Almaguin Highlands	06/06/2018	Cancelled(6*)	0	6	40	-34	-100.00%	34	12	1		None	P,S,T,M,VP SC	16		\$1,094.62	
Exc Award (06/30/2019, 06/30/2020, 06/30/2021)																		
14954	ANGUS DISTRICT	11/29/1962	Active	9	0	0	0	0.00%	9		2			P,S,T,M,VP SC	19			
Exc Award (06/30/2017)																		
14957	BARRIE	09/18/1931	Active	17	1	0	1	6.25%	16		4		2	P,S,T,M,VP SC	4		\$148.06	
Exc Award (06/30/2017, 06/30/2018)																		
62100	BARRIE SOUTH	06/05/1999	Active	34	1	12	-11	-24.44%	45	7	0			P,S,T,M,VP SC	0		\$454.03	
Exc Award (06/30/2017, 06/30/2018, 06/30/2019)																		
140824	Baxter Ward	02/11/2020	Active	26	7	4	3	13.04%	23	4	0		6	P,S,T,M,VP SC	9		\$892.55	
Exc Award (06/30/2024)																		
14958	BAYSVILLE	06/14/1972	Active	13	1	0	1	8.33%	12		1		2	P,S,T,M,VP SC	1		\$529.99	
Exc Award (06/30/2018)																		
14961	BRACEBRIDGE	11/23/1942	Active	25	2	5	-3	-10.71%	28	5	0		2	P,S,T,M,VP SC	1			
Exc Award (06/30/2017, 06/30/2018)																		
14962	BRADFORD	09/29/1937	Active	26	0	2	-2	-7.14%	28	22	0		2	P,S,T,M,VP SC	24			
Exc Award (06/30/2017, 06/30/2018)																		
14680	BURKS FALLS	10/22/1938	Active	8	0	0	0	0.00%	8		5			P,S,T,M,VP SC	24+			
14969	COLDWATER	08/17/1939	Active	40	6	4	2	5.26%	38	5	0			P,S,T,M,VP SC	0		\$316.20	
Exc Award (06/30/2018)																		
14971	DORSET	04/06/1972	Active	25	0	4	-4	-13.79%	29	9	2		2	P,S,T,M,VP SC	4		\$1,110.51	
Exc Award (06/30/2018, 06/30/2024)																		
14972	DWIGHT	12/08/1971	Active	25	0	4	-4	-13.79%	29	5	0			P,S,T,M,VP SC	3		\$7.12	
Exc Award (06/30/2017)																		
14973	ELMVALE DISTRICT	01/19/1949	Active	29	3	4	-1	-3.33%	30	13	0		2	P,S,T,M,VP SC	0		\$1,100.90	
Exc Award (06/30/2018, 06/30/2020)																		
145063	Elmvale Lioness	03/05/2021	Active	11	2	2	0	0.00%	11	3	0		2	P,S,T,M,VP SC	1			



# Club Health Assessment for District A 12 through June 2025

			Status	Membership							Reports					Finance		LCIF
Club Number	Club Name	Charter Date		Current Member Count	YTD Members Added	YTD Members Dropped	YTD Net Growth	YTD Net Growth%	Member Count 12 Months Ago	Avg. length of service for dropped members	Months Since Last MMR ***	Yrs. Since Last Officer Report	President Rotation	Vice President Reported ****	Months Since Last Activity Report ***	Account Balance	Donations for current Fiscal Year	
			Number of times on status quo within last two years	If below 15 members appears				If net loss is greater than 20% appears			If no report in 3 months appears in	When more than one year appears in	Number of repeat terms	Notes the officers that do not have an active	If no report at 12 months red			
37322	EMSDALE	03/25/1979	Active	7	0	2	-2	-22.22%	9	3	6		3	P,S,T,M,VP SC	24+			
14974	GRAVENHURST	10/10/1946	Active	20	1	1	0	0.00%	20	9	2			P,S,T,M,VP SC	0		\$1,781.08	
Exc Award (06/30/2017, 06/30/2018, 06/30/2020)																		
14975	HUNTSVILLE	10/22/1941	Active(1)	3	3	6	-3	-50.00%	6	10	8			P,S,T,M,VP SC	0		\$7.12	
Exc Award (06/30/2018)																		
14976	INNISFIL L C	04/26/1973	Active	19	2	5	-3	-13.64%	22	1	1		4	P,S,T,M,VP SC	0		\$2,285.75	
49976	KEARNEY	11/22/1989	Active	19	6	6	0	0.00%	19	13	0		6	P,S,T,M,VP SC	1		\$719.44	
Exc Award (06/30/2020, 06/30/2023)																		
14980	MAC TIER & DIST	11/28/1947	Active(1)	15	2	3	-1	-6.25%	16	12	1		9	P,S,T,M,VP SC	0		\$50.36	
Exc Award (06/30/2018, 06/30/2020)																		
14697	MAGNETAWAN	10/25/1966	Active	37	5	2	3	8.82%	34	37	0		2	P,S,T,M,VP SC	11			
Exc Award (06/30/2017, 06/30/2018)																		
14982	MIDLAND	11/22/1937	Active	13	1	4	-3	-18.75%	16	6	7		2	P,S,T,M,VP SC	0			
Exc Award (06/30/2018, 06/30/2020)																		
14987	ORILLIA	08/26/1937	Active	21	1	2	-1	-4.55%	22	14	0			P,S,T,M,VP SC	0		\$763.71	
Exc Award (06/30/2018, 06/30/2020)																		
14988	ORO DISTRICT L C	01/30/1973	Active	30	1	6	-5	-14.29%	35	25	0			P,S,T,M,VP SC	0		\$1,161.92	
Exc Award (06/30/2017, 06/30/2024)																		
14989	PARRY SOUND	05/31/1940	Active	14	2	3	-1	-6.67%	15	14	0			P,S,T,M,VP SC	24+			
14991	PENETANGUISHENE	08/29/1939	Active	42	6	2	4	10.53%	38	2	4			P,S,T,M,VP SC	0		\$1,367.21	
Exc Award (06/30/2016, 06/30/2018, 06/30/2020)																		
32320	PENINSULA L C	05/28/1976	Active	14	0	0	0	0.00%	14		11			P,S,T,M,VP SC	21		\$347.14	
Exc Award (06/30/2017, 06/30/2018)																		
14992	PORT CARLING	11/01/1945	Active	22	1	5	-4	-15.38%	26	22	0			P,S,T,M,VP SC	0		\$828.53	
Exc Award (06/30/2016)																		
38602	PORT MC NICOLL	06/29/1980	Active	17	2	6	-4	-19.05%	21	8	0			P,S,T,M,VP SC	10		\$1,463.04	
Exc Award (06/30/2024)																		
14993	SCHOMBERG	03/20/1947	Active	18	2	2	0	0.00%	18	10	1		4	P,S,T,M,VP SC	1			



# Club Health Assessment for District A 12 through June 2025

			Status	Membership							Reports					Finance	LCIF
Club Number	Club Name	Charter Date		Current Member Count	YTD Members Added	YTD Members Dropped	YTD Net Growth	YTD Net Growth%	Member Count 12 Months Ago	Avg. length of service for dropped members	Months Since Last MMR ***	Yrs. Since Last Officer Report	President Rotation	Vice President Reported ****	Months Since Last Activity Report ***	Account Balance	Donations for current Fiscal Year
			Number of times on status quo within last two years	If below 15 members appears				If net loss is greater than 20% appears			If no report in 3 months appears in	When more than one year appears in	Number of repeat terms	Notes the officers that do not have an active	If no report at 12 months appears in red		
14709	SOUTH RIVER Exc Award (06/30/2017, 06/30/2024)	06/10/1960	Active	29	7	4	3	11.54%	26	25	4		2	P,S,T,M,VP SC	1		\$7.12
37933	SPRINGWATER VESPRE Exc Award (06/30/2018)	01/29/1980	Active	12	0	0	0	0.00%	12		16		2	P,S,T,M,VP SC	12		
14994	STAYNER Exc Award (06/30/2017, 06/30/2024)	05/24/1956	Active	21	2	2	0	0.00%	21	29	0			P,S,T,M,VP SC	1		\$3,270.14
14995	STEPHENSON DISTRICT L C Exc Award (06/30/2019, 06/30/2023)	05/25/1973	Active	30	10	1	9	42.86%	21	1	2		3	P,S,T,M,VP SC	8		\$362.15
14712	SUNDRIDGE Exc Award (06/30/2019, 06/30/2023)	03/30/1944	Active	20	5	4	1	5.26%	19	8	0			P,S,T,M,VP SC	1		\$7.12
30594	THORNTON DISTRICT Exc Award (06/30/2017, 06/30/2018, 06/30/20)	04/11/1975	Active	12	4	0	4	50.00%	8		5		8	P,S,T,M,VP SC	24+		
98169	TINY TOWNSHIP Exc Award (06/30/2017, 06/30/2018, 06/30/20)	01/01/2007	Active	30	4	1	3	11.11%	27	7	0		2	P,S,T,M,VP SC	1		\$1,073.38
14998	TOTTENHAM DISTRICT L C Exc Award (06/30/2023)	02/09/1969	Active	26	0	4	-4	-13.33%	30	5	0			P,S,T,M,VP SC	17		\$7.12
15000	VICTORIA HARBOUR & DISTRICT Exc Award (06/30/2018, 06/30/2023)	07/18/1972	Active	29	2	8	-6	-17.14%	35	6	0		4	P,S,T,M,VP SC	0		\$230.95
15001	WASAGA BEACH Exc Award (06/30/2017, 06/30/2018, 06/30/20)	02/12/1963	Active	44	9	5	4	10.00%	40	4	0			P,S,T,M,VP SC	0		\$1,224.98
15002	WASHAGO Exc Award (06/30/2017, 06/30/2023)	11/15/1949	Active	24	4	7	-3	-11.11%	27	7	0		None	P,S,T,M,VP SC	6		\$1,091.42
14686	WHITESTONE MC KELLAR Exc Award (06/30/2023, 06/30/2024)	03/09/1972	Active	12	0	2	-2	-14.29%	14	0	1		4	P,S,T,M,VP SC	0		
15003	WINDERMERE & DISTRICT L C	04/23/1968	Active	13	1	0	1	8.33%	12		8		9	P,S,T,M,VP SC	21		\$146.03

Clubs Cancelled Previous Fiscal Year – Clubs Cancelled within last 12 months may be reinstated

Club Number	Club Name	Charter Date	Current Status*	Cancellation Date
130905	Collingwood Centennial	05/08/2017	Cancelled(6*)	04/29/2024



# Club Health Assessment for District A 12 through June 2025

Club NumberClub NameCharter Date			Status		Membership							Reports					Finance		LCIF	
					Current Member Count	YTD Members Added	YTD Members Dropped	YTD Net Growth	YTD Net Growth%	Member Count 12 Months Ago	Avg. length of service for dropped members	Months Since Last MMR ***	Yrs. Since Last Officer Report	President Rotation	Vice President Reported ****	Months Since Last Activity Report ***	Account Balance	Donations for current Fiscal Year		
			Number of times on status quo within last two years	If below 15 members appears				If net loss is greater than 20% appears			If no report in 3 months appears in	When more than one year appears in	Number of repeat terms	Notes the officers that do not have an active	If no report at 12 months appears in red					
Current Total Clubs Count	YTD New Clubs Count	YTD Cancelled Clubs Count	YTD Net Club Gain	Current Total Members Count	YTD Add	YTD Drop	YTD Net Growth	YTD Net Growth %	Member Count 12 Months Ago	Average Member Count Per Club	% of Clubs with less than 20 members	% No MMR in 3 Months	% No Officer Report in 12 Months	% of Clubs with balance 90+ days	Number of Clubs in Status Quo	% Status Quo Clubs in Financial Suspension	Number of Cancelled Clubs	Average Cancelled Club Age	Members Lost Due to Cancellation	% of Clubs Cancelled for Non-Financial Reasons
43	0	1	-1	938	115	176	-61	-6.11%	999	22	44%	28%	0%	0%	0	0%	1	14	40	100%

\* - P - Priority Club. Cancellation Reasons: 1-Objectives/conduct, 2-Non-active club, 5-Non-existing club, 6-Disbanding, 7-Merger, 8-Financial Suspension, 9-District/Multiple District Dues.

\*\* - Abbreviation: P-President, S-Secretary, T-Treasurer, M-Member Chairperson, VP-First Vice President, MC-Communications Chairperson, SC-Service Chairperson

\*\*\* - Abbreviation: N/R - Never reported using the Lions Clubs website, N/A - Not applicable, No password registered for the Lions Clubs website.

\*\*\*\* - Abbreviation: N - New, IP - Immediate Past, R - Repeat.



# Club Health Assessment for District A 15 through June 2025

			Status	Membership							Reports					Finance		LCIF
Club Number	Club Name	Charter Date		Current Member Count	YTD Members Added	YTD Members Dropped	YTD Net Growth	YTD Net Growth%	Member Count 12 Months Ago	Avg. length of service for dropped members	Months Since Last MMR ***	Yrs. Since Last Officer Report	President Rotation	Vice President Reported ****	Months Since Last Activity Report ***	Account Balance	Donations for current Fiscal Year	
			Number of times on status quo within last two years	If below 15 members appears				If net loss is greater than 20% appears			If no report in 3 months appears in	When more than one year appears in	Number of repeat terms	Notes the officers that do not have an active	If no report at 12 months appears in red			
Clubs more than two years old																		
110809	ARISS AND MARYHILL	04/12/2011	Active	15	3	0	3	25.00%	12		0		3	P,S,T,M,VP SC	2	90+ Days		
14831	ATWOOD	01/29/1957	Active	35	2	3	-1	-2.78%	36	3	1			P,S,T,M,VP SC	2		\$694.28	
62161	AYR - NORTH DUMFRIES	06/23/1999	Active	17	2	1	1	6.25%	16	26	0			P,S,T,M,VP SC	0			
14832	BAYFIELD	02/04/1947	Active	35	0	2	-2	-5.41%	37	20	3		2	P,S,T,M,VP SC	24+		\$719.44	
33844	BELWOOD & DISTRICT L C	05/10/1977	Active	16	2	0	2	14.29%	14		3		2	P,S,T,M,VP SC	0			
Exc Award (06/30/2016)																		
14923	BRANTFORD	02/23/1926	Active	6	0	1	-1	-14.29%	7	4	2			P,S,T,M,VP SC	2			
119686	Breslau	06/21/2013	Active	3	0	0	0	0.00%	3		25		7	P,S,T,M,VP SC	12			
14834	BRIDGEPORT	02/22/1967	Active	8	0	0	0	0.00%	8		16		3	P,S,T,M,VP SC	1		\$347.14	
14924	BURFORD	12/20/1945	Active	18	0	5	-5	-21.74%	23	10	0			P,S,T,M,VP SC	4			
61745	CAMBRIDGE HIGHLANDS	04/01/1999	Active	7	0	0	0	0.00%	7		2		2	P,S,T,M,VP SC	1		\$694.28	
Exc Award (06/30/2017, 06/30/2018, 06/30/2020)																		
43481	CENTRALIA-HURON PARK L C	02/29/1984	Active(1)	3	0	2	-2	-40.00%	5	9	8		2	P,S,T,M,VP SC	24+			
Exc Award (06/30/2018)																		
31933	COPETOWN	03/23/1976	Active	30	4	3	1	3.45%	29	16	1			P,S,T,M,VP SC	0		\$228.53	
Exc Award (06/30/2018, 06/30/2021)																		
14837	DRUMBO	12/01/1955	Active	19	5	3	2	11.76%	17	33	4			P,S,T,M,VP SC	3		\$348.96	
14932	DUNDAS	01/15/1931	Active	35	4	6	-2	-5.41%	37	29	0			P,S,T,M,VP SC	0		\$1,285.02	
147289	Dundas Lioness	06/30/2021	Active	19	3	2	1	5.56%	18	1	0			P,S,T,M,VP SC	24+			
14839	ELMIRA	04/26/1955	Active	89	6	2	4	4.71%	85	29	1			P,S,T,M,VP SC	24+		\$724.29	
14840	ELORA	11/12/1946	Active	10	0	3	-3	-23.08%	13	11	1			P,S,T,M,VP SC	2		\$432.01	
14841	EXETER	12/01/1937	Active	56	4	2	2	3.70%	54	17	1			P,S,T,M,VP SC	4		\$719.44	
Exc Award (06/30/2018)																		
34522	FERGUS	10/07/1977	Active	22	6	5	1	4.76%	21	19	0		7	P,S,T,M,VP SC	6		\$34.69	
45682	FREELTON	01/31/1986	Active	16	9	0	9	128.57%	7		2			P,S,T,M,VP SC	0			





# Club Health Assessment for District A 15 through June 2025

			Status	Membership							Reports					Finance		LCIF
Club Number	Club Name	Charter Date		Current Member Count	YTD Members Added	YTD Members Dropped	YTD Net Growth	YTD Net Growth%	Member Count 12 Months Ago	Avg. length of service for dropped members	Months Since Last MMR ***	Yrs. Since Last Officer Report	President Rotation	Vice President Reported ****	Months Since Last Activity Report ***	Account Balance	Donations for current Fiscal Year	
			Number of times on status quo within last two years	If below 15 members appears				If net loss is greater than 20% appears			If no report in 3 months appears in	When more than one year appears in	Number of repeat terms	Notes the officers that do not have an active	If no report at 12 months appears in red			
14842	GALT-CAMBRIDGE L C	01/31/1938	Active	12	2	0	2	20.00%	10		1		2	P,S,T,M,VP SC	24+		\$1,079.17	
56118	GLEN MORRIS	09/20/1994	Active	22	1	0	1	4.76%	21		2		2	P,S,T,M,VP SC	16			
14845	GUELPH	09/26/1944	Active	21	4	5	-1	-4.55%	22	11	0		2	P,S,T,M,VP SC	0		\$724.29	
Exc Award (06/30/2020, 06/30/2021, 06/30/2022)																		
46959	GUELPH ROYAL CITY	02/27/1987	Active	12	1	1	0	0.00%	12	20	6			P,S,T,M,VP SC	0			
29371	HICKSON & DISTRICT	05/29/1974	Active	11	1	2	-1	-8.33%	12	7	0			P,S,T,M,VP SC	0		(\$147.49)	
14847	HILLSBURGH & DISTRICT L C	05/20/1971	P- Active	0	0	10	-10	-100.00%	10	12	6		None	P,S,T,M,VP SC	24+			
Exc Award (06/30/2016, 06/30/2018)																		
14849	INGERSOLL	12/14/1938	Active	17	4	0	4	30.77%	13		2		3	P,S,T,M,VP SC	1			
Exc Award (06/30/2016)																		
33218	INNERKIP & DIST	01/06/1977	Active	31	4	2	2	6.90%	29	3	0			P,S,T,M,VP SC	0		\$1,148.55	
14850	KITCHENER	08/05/1937	Active	30	3	8	-5	-14.29%	35	1	1		2	P,S,T,M,VP SC	0		\$69.38	
Exc Award (06/30/2016, 06/30/2024)																		
14851	KITCHENER OKTOBERFEST	09/17/1970	Active	10	0	1	-1	-9.09%	11	16	1			P,S,T,M,VP SC	4			
36892	KITCHENER PIONEER	04/23/1979	Active	15	2	3	-1	-6.25%	16	2	0		2	P,S,T,M,VP SC	1			
59129	KITCHENER-WATERLOO COMM SPIRIT	02/11/1997	Active	13	1	0	1	8.33%	12		2		2	P,S,T,M,VP SC	0		\$711.57	
Exc Award (06/30/2021, 06/30/2023)																		
40871	LINWOOD & DIST	02/26/1982	Active	15	3	2	1	7.14%	14	32	0		3	P,S,T,M,VP SC	24+			
14939	LYNDEN	03/07/1957	Active	23	2	5	-3	-11.54%	26	26	0		2	P,S,T,M,VP SC	0		\$716.49	
Exc Award (06/30/2016)																		
29918	MARSVILLE & DISTRICT	11/13/1974	Active	4	0	1	-1	-20.00%	5	50	7		18	P,S,T,M,VP SC	4			
Exc Award (06/30/2016)																		
14853	MILVERTON	12/04/1939	Active	36	7	3	4	12.50%	32	5	0			P,S,T,M,VP SC	24+		\$362.15	
14855	MONKTON	09/15/1952	Active	20	6	2	4	25.00%	16	25	0			P,S,T,M,VP SC	24+		\$1,040.76	
130035	Mosborough Busy Busy	02/15/2017	Active	21	0	2	-2	-8.70%	23	4	0		5	P,S,T,M,VP SC	14			
14861	PARADISE & DISTRICT L C	02/14/1973	Active	25	7	1	6	31.58%	19	0	0		None	P,S,T,M,VP SC	0		\$1,392.21	



# Club Health Assessment for District A 15 through June 2025

			Status	Membership							Reports					Finance		LCIF
Club Number	Club Name	Charter Date		Current Member Count	YTD Members Added	YTD Members Dropped	YTD Net Growth	YTD Net Growth%	Member Count 12 Months Ago	Avg. length of service for dropped members	Months Since Last MMR ***	Yrs. Since Last Officer Report	President Rotation	Vice President Reported ****	Months Since Last Activity Report ***	Account Balance	Donations for current Fiscal Year	
			Number of times on status quo within last two years	If below 15 members appears				If net loss is greater than 20% appears			If no report in 3 months appears in	When more than one year appears in	Number of repeat terms	Notes the officers that do not have an active	If no report at 12 months appears in red			
14945	PARIS	03/16/1931	Active	40	6	7	-1	-2.44%	41	22	0			P,S,T,M,VP SC	4	90+ Days		
Exc Award (06/30/2017, 06/30/2018, 06/30/2020)																		
68902	PLATTSVILLE & DISTRICT	06/17/2003	Active	14	1	0	1	7.69%	13		1		2	P,S,T,M,VP SC	4			
14946	ROCKTON	04/13/1965	Active	53	3	2	1	1.92%	52	12	0			P,S,T,M,VP SC	18			
Exc Award (06/30/2018, 06/30/2021)																		
14864	ROCKWOOD & DISTRICT L C	03/03/1972	Active	25	4	3	1	4.17%	24	7	2		5	P,S,T,M,VP SC	0			
14949	SHEFFIELD	04/26/1965	Active	15	1	0	1	7.14%	14		2			P,S,T,M,VP SC	14			
Exc Award (06/30/2024)																		
14947	ST GEORGE	04/11/1945	Active	60	6	5	1	1.69%	59	22	0			P,S,T,M,VP SC	2			
Exc Award (06/30/2016, 06/30/2018)																		
14865	ST JACOBS	09/10/1953	Active	24	3	1	2	9.09%	22	0	0		3	P,S,T,M,VP SC	3			
Exc Award (06/30/2017)																		
14866	ST MARYS	01/23/1940	Active	20	0	0	0	0.00%	20		13		2	P,S,T,M,VP SC	2			
14868	STRATFORD	01/13/1925	Active	11	1	1	0	0.00%	11	1	2			P,S,T,M,VP SC	5			
Exc Award (06/30/2024)																		
44432	SWEABURG & DIST	12/17/1984	Active	20	0	1	-1	-4.76%	21	4	0			P,S,T,M,VP SC	1			
14870	THAMESFORD	01/04/1961	Active	67	2	1	1	1.52%	66	47	0		2	P,S,T,M,VP SC	0			
Exc Award (06/30/2016, 06/30/2018, 06/30/2020)																		
14952	WATERDOWN DISTRICT L C	04/30/1967	Active	18	2	1	1	5.88%	17	2	0		2	P,S,T,M,VP SC	24+			
Exc Award (06/30/2018)																		
29919	WELLESLEY & DISTRICT	11/13/1974	Active	22	4	3	1	4.76%	21	8	1		2	P,S,T,M,VP SC	18			
85011	WEST COAST	03/10/2005	Active(1)	20	10	0	10	100.00%	10		1		2	P,S,T,M,VP SC	24+			
Exc Award (06/30/2016)																		
14857	WILMOT LIONESS	10/20/1967	Active	26	3	2	1	4.00%	25	31	1		2	P,S,T,M,VP SC	24+			
14875	WOODSTOCK	04/01/1931	Active	26	0	0	0	0.00%	26		0		2	P,S,T,M,VP SC	0			
Exc Award (06/30/2016)																		
68901	WOOLWICH COMMUNITY	06/17/2003	Active	51	10	1	9	21.43%	42	0	0			P,S,T,M,VP SC	1			
Exc Award (06/30/2024)																		



## Club Health Assessment for District A 15 through June 2025

					Membership										Reports				Finance		LCIF
Club Number	Club Name	Charter Date		Status	Current Member Count	YTD Members Added	YTD Members Dropped	YTD Net Growth	YTD Net Growth%	Member Count 12 Months Ago	Avg. length of service for dropped members	Months Since Last MMR ***	Yrs. Since Last Officer Report	President Rotation	Vice President Reported ****	Months Since Last Activity Report ***	Account Balance	Donations for current Fiscal Year			
14876	ZURICH	12/22/1944		Cancelled(6*)	0	0	0	0	0.00%	0		18		None	P,S,T,M,VP SC	24+					
Current Total Clubs Count	YTD New Clubs Count	YTD Cancelled Clubs Count	YTD Net Club Gain	Current Total Members Count	YTD Add	YTD Drop	YTD Net Growth	YTD Net Growth %	Member Count 12 Months Ago	Average Member Count Per Club	% of Clubs with less than 20 members	% No MMR in 3 Months	% No Officer Report in 12 Months	% of Clubs with balance 90+ days	Number of Clubs in Status Quo	% Status Quo Clubs in Financial Suspension	Number of Cancelled Clubs	Average Cancelled Club Age	Members Lost Due to Cancellation	% of Clubs Cancelled for Non-Financial Reasons	
56	0	1	-1	1,309	154	116	38	2.99%	1,271	23	48%	18%	0%	4%	0	0%	1	80	0	100%	

\* - P - Priority Club. Cancellation Reasons: 1-Objectives/conduct, 2-Non-active club, 5-Non-existing club, 6-Disbanding, 7-Merger, 8-Financial Suspension, 9-District/Multiple District Dues.


\*\* - Abbreviation: P-President, S-Secretary, T-Treasurer, M-Member Chairperson, VP-First Vice President, MC-Communications Chairperson, SC-Service Chairperson

\*\*\* - Abbreviation: N/R - Never reported using the Lions Clubs website, N/A - Not applicable, No password registered for the Lions Clubs website.

\*\*\*\* - Abbreviation: N - New, IP - Immediate Past, R - Repeat.



# Club Health Assessment for District A 16 through June 2025

			Status	Membership							Reports					Finance		LCIF
Club Number	Club Name	Charter Date		Current Member Count	YTD Members Added	YTD Members Dropped	YTD Net Growth	YTD Net Growth%	Member Count 12 Months Ago	Avg. length of service for dropped members	Months Since Last MMR ***	Yrs. Since Last Officer Report	President Rotation	Vice President Reported ****	Months Since Last Activity Report ***	Account Balance	Donations for current Fiscal Year	
			Number of times on status quo within last two years	If below 15 members appears			If net loss is greater than 20% appears				If no report in 3 months appears in	When more than one year appears in	Number of repeat terms	Notes the officers that do not have an active		If no report at 12 months appears in red		
Clubs less than two years old																		
171839	Vaughan Saga	05/29/2024	Active(1)	20	0	2	-2	-9.09%	22	1	3		2	P,S,T,M,VP SC	3			
182269	York Region Caring	06/22/2025	Newly Chartered	25	25	0	25	100.00%	0		0			P,S,T,M,VP SC	0			
179754	Zephyr Scott	01/31/2025	Active	23	23	0	23	100.00%	0		4			P,S,T,M,VP SC	1			
Clubs more than two years old																		
14583	AJAX	12/10/1953	Active	19	3	0	3	18.75%	16		0			P,S,T,M,VP SC	1		\$694.28	
Exc Award (06/30/2023)																		
128874	Angus Glen	09/29/2016	Active	12	2	1	1	9.09%	11	3	0			P,S,T,M,VP SC	0		\$311.77	
Exc Award (06/30/2018, 06/30/2021)																		
14955	AURORA	04/12/1944	Active	22	10	8	2	10.00%	20	4	0			P,S,T,M,VP SC	0		\$1,055.49	
Exc Award (06/30/2016, 06/30/2018, 06/30/2021)																		
14959	BEAVERTON	12/12/1947	Active	55	6	5	1	1.85%	54	14	0			P,S,T,M,VP SC	0		\$18.07	
Exc Award (06/30/2017)																		
39045	BLACKSTOCK CARTWRIGHT	11/20/1980	Active	15	0	3	-3	-16.67%	18	3	0			P,S,T,M,VP SC	0		\$787.04	
Exc Award (06/30/2017, 06/30/2019, 06/30/2021)																		
37049	BOBCAYGEON & DISTRICT	05/17/1979	Active	25	12	4	8	47.06%	17	1	0		None	P,S,T,M,VP SC	0		\$1,761.79	
Exc Award (06/30/2020, 06/30/2021)																		
14963	BRECHIN DISTRICT L C	03/12/1969	Active	13	0	0	0	0.00%	13		2		6	P,S,T,M,VP SC	2		\$138.86	
105676	BROOKLIN ASHBURN MYRTLE	06/03/2009	Active	4	1	2	-1	-20.00%	5	16	0		None	P,S,T,M,VP SC	9			
Exc Award (06/30/2021)																		
102253	CANADA HK UNIONVILLE DONCREST N HORIZON	06/03/2008	Active	20	5	5	0	0.00%	20	9	1		2	P,S,T,M,VP SC	7		\$697.93	
Exc Award (06/30/2022)																		
14965	CANNINGTON	01/08/1948	Active	27	5	2	3	12.50%	24	16	0			P,S,T,M,VP SC	5		\$247.49	
Exc Award (06/30/2021, 06/30/2024)																		
145966	Cannington Lioness	05/20/2021	Active	8	0	2	-2	-20.00%	10	4	0			P,S,T,M,VP SC	0		\$638.62	
Exc Award (06/30/2022, 06/30/2023, 06/30/2024)																		
14966	CLAREMONT DISTRICT L C	02/28/1968	Active	5	0	2	-2	-28.57%	7	10	9		3	P,S,T,M,VP SC	4			




# Club Health Assessment for District A 16 through June 2025

			Status	Membership							Reports					Finance	LCIF
Club Number	Club Name	Charter Date		Current Member Count	YTD Members Added	YTD Members Dropped	YTD Net Growth	YTD Net Growth%	Member Count 12 Months Ago	Avg. length of service for dropped members	Months Since Last MMR ***	Yrs. Since Last Officer Report	President Rotation	Vice President Reported ****	Months Since Last Activity Report ***	Account Balance	Donations for current Fiscal Year
			Number of times on status quo within last two years	If below 15 members appears				If net loss is greater than 20% appears			If no report in 3 months appears in	When more than one year appears in	Number of repeat terms	Notes the officers that do not have an active	If no report at 12 months appears in red		
Exc Award (06/30/2018)																	
14592	COBOCONK	06/22/1953	Active	22	4	3	1	4.76%	21	1	0		3	P,S,T,M,VP SC	0		\$208.15
40756	DUNSFORD & DIST	01/31/1982	Active	17	1	2	-1	-5.56%	18	5	1			P,S,T,M,VP SC	0		\$1,089.61
Exc Award (06/30/2024)																	
29614	FENELON FALLS & DISTRICT	06/28/1974	Active	20	1	3	-2	-9.09%	22	12	0			P,S,T,M,VP SC	0		\$1,162.04
Exc Award (06/30/2019)																	
44538	FOWLERS CORNERS & DIST	01/11/1985	Active	41	9	3	6	17.14%	35	0	1			P,S,T,M,VP SC	0		\$1,339.38
Exc Award (06/30/2020, 06/30/2023)																	
39046	GOODWOOD	11/10/1980	Active	16	0	1	-1	-5.88%	17	1	6		2	P,S,T,M,VP SC	7		\$332.63
54692	GREENBANK & DIST	06/30/1993	Active	33	9	0	9	37.50%	24		1			P,S,T,M,VP SC	0		\$543.74
Exc Award (06/30/2019, 06/30/2020, 06/30/2023)																	
35058	HALIBURTON & DISTRICT L C	02/14/1978	Active	29	1	4	-3	-9.38%	32	9	1			P,S,T,M,VP SC	0		\$322.02
Exc Award (06/30/2016, 06/30/2017, 06/30/2020)																	
51095	HOLLAND LANDING & DIST	12/05/1990	Active	13	1	2	-1	-7.14%	14	15	0			P,S,T,M,VP SC	0		\$36.13
Exc Award (06/30/2022)																	
32523	KESWICK & DISTRICT L C	06/30/1976	Active	4	0	0	0	0.00%	4		12		3	P,S,T,M,VP SC	8		
14977	KING CITY	05/22/1952	Active	20	2	1	1	5.26%	19	1	0			P,S,T,M,VP SC	0		\$1,866.94
50113	KINMOUNT & DIST	01/22/1990	Active	22	2	2	0	0.00%	22	6	1			P,S,T,M,VP SC	0		\$1,087.48
Exc Award (06/30/2016, 06/30/2020, 06/30/2023)																	
14978	KIRKFIELD DISTRICT L C	03/09/1969	Active	14	5	4	1	7.69%	13	6	0			P,S,T,M,VP SC	2		\$1,079.17
Exc Award (06/30/2022, 06/30/2023)																	
14605	LINDSAY	04/14/1953	Active	28	4	0	4	16.67%	24		0			P,S,T,M,VP SC	0		\$1,236.86
14765	MAPLE	02/25/1948	Active	15	1	1	0	0.00%	15	29	0		13	P,S,T,M,VP SC	0		\$730.13
14981	MARKHAM	10/22/1943	Active	41	5	1	4	10.81%	37	26	0			P,S,T,M,VP SC	0		\$2,858.89
Exc Award (06/30/2017, 06/30/2022)																	
152231	Markham Elite	08/17/2022	Active	25	10	4	6	31.58%	19	1	0			P,S,T,M,VP SC	2		\$3,621.45
152578	Markham Mantra	09/20/2022	Active	26	7	9	-2	-7.14%	28	3	0			P,S,T,M,VP SC	1		\$4,558.36
Exc Award (06/30/2024)																	




# Club Health Assessment for District A 16 through June 2025

			Status	Membership							Reports					Finance	LCIF
Club Number	Club Name	Charter Date		Current Member Count	YTD Members Added	YTD Members Dropped	YTD Net Growth	YTD Net Growth%	Member Count 12 Months Ago	Avg. length of service for dropped members	Months Since Last MMR ***	Yrs. Since Last Officer Report	President Rotation	Vice President Reported ****	Months Since Last Activity Report ***	Account Balance	Donations for current Fiscal Year
			Number of times on status quo within last two years	If below 15 members appears					If net loss is greater than 20% appears			If no report in 3 months appears in	When more than one year appears in	Number of repeat terms	Notes the officers that do not have an active	If no report at 12 months appears in red	
45109	MINDEN & DIST	06/17/1985	Active	21	3	0	3	16.67%	18		0			P,S,T,M,VP SC	0		\$399.89
Exc Award (06/30/2017, 06/30/2022, 06/30/20																	
14983	MOUNT ALBERT DISTRICT	10/28/1968	Active	14	0	4	-4	-22.22%	18	3	0			P,S,T,M,VP SC	0		\$878.87
Exc Award (06/30/2019, 06/30/2022, 06/30/20																	
14984	NEWMARKET	02/19/1931	Active	30	4	4	0	0.00%	30	5	2			P,S,T,M,VP SC	0		\$1,983.72
Exc Award (06/30/2019, 06/30/2021, 06/30/20																	
41341	NEWMARKET NORTH	05/24/1982	Active	37	6	3	3	8.82%	34	19	0			P,S,T,M,VP SC	8		\$1,153.82
Exc Award (06/30/2017)																	
14986	OAK RIDGES	03/14/1950	Active	9	1	4	-3	-25.00%	12	25	0		None	P,S,T,M,VP SC	0		\$72.26
Exc Award (06/30/2021, 06/30/2023)																	
42948	OAKWOOD & DIST	07/05/1983	Active	24	12	7	5	26.32%	19	17	0			P,S,T,M,VP SC	0		\$1,406.61
Exc Award (06/30/2018, 06/30/2022, 06/30/20																	
145964	Omeme & District Lioness	05/20/2021	Active	12	0	0	0	0.00%	12		2			P,S,T,M,VP SC	0		\$89.65
Exc Award (06/30/2023)																	
14613	OMEMEE DISTRICT	01/22/1957	Active	15	2	4	-2	-11.76%	17	13	0			P,S,T,M,VP SC	9		\$140.96
Exc Award (06/30/2017, 06/30/2019)																	
98492	ONTARIO YORK REGION HERITAGE	02/06/2007	Active	15	1	0	1	7.14%	14		8			P,S,T,M,VP SC	1		\$74.03
103871	OSHAWA AIRPORT	10/28/2008	Active	29	2	5	-3	-9.38%	32	5	0			P,S,T,M,VP SC	0		\$2,248.65
Exc Award (06/30/2016, 06/30/2017, 06/30/20																	
14615	OSHAWA NORTH OSHAWA	04/23/1970	Active	18	0	2	-2	-10.00%	20	28	2			P,S,T,M,VP SC	0		\$359.72
Exc Award (06/30/2022)																	
46960	OSHAWA WEST	02/27/1987	Active	22	4	7	-3	-12.00%	25	10	0			P,S,T,M,VP SC	6		\$1,242.37
Exc Award (06/30/2018)																	
145576	Pefferlaw Lioness	04/06/2021	Active	13	1	0	1	8.33%	12		2			P,S,T,M,VP SC	3		\$716.00
14990	PEFFERLAW DIST	01/24/1956	Active	39	9	2	7	21.88%	32	8	0			P,S,T,M,VP SC	0	90+ Days	\$1,083.91
Exc Award (06/30/2018, 06/30/2023)																	
14619	PORT PERRY	11/16/1937	Active	20	1	2	-1	-4.76%	21	2	0			P,S,T,M,VP SC	0		\$428.98
Exc Award (06/30/2020, 06/30/2022, 06/30/20																	



## Club Health Assessment for District A 16 through June 2025

			Status	Membership							Reports					Finance	LCIF
Club Number	Club Name	Charter Date		Current Member Count	YTD Members Added	YTD Members Dropped	YTD Net Growth	YTD Net Growth%	Member Count 12 Months Ago	Avg. length of service for dropped members	Months Since Last MMR ***	Yrs. Since Last Officer Report	President Rotation	Vice President Reported ****	Months Since Last Activity Report ***	Account Balance	Donations for current Fiscal Year
			Number of times on status quo within last two years	If below 15 members appears				If net loss is greater than 20% appears			If no report in 3 months appears in	When more than one year appears in	Number of repeat terms	Notes the officers that do not have an active	If no report at 12 months appears in red		
14769	RICHVALE	06/27/1963	Active	14	1	0	1	7.69%	13		1		4	P,S,T,M,VP SC	1		\$347.00
	Exc Award (06/30/2019, 06/30/2020)																
14996	STOUFFVILLE	12/17/1937	Active	20	1	1	0	0.00%	20	48	2			P,S,T,M,VP SC	0		\$694.28
	Exc Award (06/30/2023)																
14997	SUNDERLAND	09/12/1955	Active	57	2	2	0	0.00%	57	8	0			P,S,T,M,VP SC	1		\$569.71
	Exc Award (06/30/2019, 06/30/2023, 06/30/2024)																
14774	THORNHILL DISTRICT	02/23/1947	Active	17	0	0	0	0.00%	17		3		10	P,S,T,M,VP SC	5		\$416.58
38446	UDORA & LEASKDALE L C	05/23/1980	Active	23	11	26	-15	-39.47%	38	4	0			P,S,T,M,VP SC	1		\$213.06
	Exc Award (06/30/2016, 06/30/2017, 06/30/2024)																
29212	UXBRIDGE & DISTRICT	04/22/1974	Active	10	1	1	0	0.00%	10	32	0		8	P,S,T,M,VP SC	8		\$192.15
	Exc Award (06/30/2017)																
110880	VICTORIA MARKHAM SQUARE	05/02/2011	Active	17	0	2	-2	-10.53%	19	4	1		2	P,S,T,M,VP SC	1		
	Exc Award (06/30/2018, 06/30/2024)																
15004	WOODVILLE & DISTRICT L C	04/18/1968	Active	23	2	4	-2	-8.00%	25	18	0			P,S,T,M,VP SC	0		\$380.59
	Exc Award (06/30/2017)																
153318	York Region GRACE	01/05/2023	Active	15	2	0	2	15.38%	13		4		3	P,S,T,M,VP SC	0		\$216.78


Clubs Cancelled Previous Fiscal Year – Clubs Cancelled within last 12 months may be reinstated

Club Number	Club Name	Charter Date	Current Status*	Cancellation Date
121205	Sutton & District	01/27/2014	Cancelled(8*)	12/29/2023

Current Total Clubs Count	YTD New Clubs Count	YTD Cancelled Clubs Count	YTD Net Club Gain	Current Total Members Count	YTD Add	YTD Drop	YTD Net Growth	YTD Net Growth %	Member Count 12 Months Ago	Average Member Count Per Club	% of Clubs with less than 20 members	% No MMR in 3 Months	% No Officer Report in 12 Months	% of Clubs with balance 90+ days	Number of Clubs in Status Quo	% Status Quo Clubs in Financial Suspension	Number of Cancelled Clubs	Average Cancelled Club Age	Members Lost Due to Cancellation	% of Clubs Cancelled for Non-Financial Reasons
56	2	0	2	1,193	220	156	64	5.67%	1,129	21	45%	14%	0%	2%	0	0%	0	0	0	0%



# Club Health Assessment for District A 16 through June 2025

			Status	Membership							Reports					Finance	LCIF
Club Number	Club Name	Charter Date		Current Member Count	YTD Members Added	YTD Members Dropped	YTD Net Growth	YTD Net Growth%	Member Count 12 Months Ago	Avg. length of service for dropped members	Months Since Last MMR ***	Yrs. Since Last Officer Report	President Rotation	Vice President Reported ****	Months Since Last Activity Report ***	Account Balance	Donations for current Fiscal Year
			Number of times on status quo within last two years	If below 15 members appears				If net loss is greater than 20% appears			If no report in 3 months appears in	When more than one year appears in	Number of repeat terms	Notes the officers that do not have an active	If no report at 12 months appears in red		

\* - P - Priority Club. Cancellation Reasons: 1-Objectives/conduct, 2-Non-active club, 5-Non-existing club, 6-Disbanding, 7-Merger, 8-Financial Suspension, 9-District/Multiple District Dues.  
\*\* - Abbreviation: P-President, S-Secretary, T-Treasurer, M-Member Chairperson, VP-First Vice President, MC-Communications Chairperson, SC-Service Chairperson  
\*\*\* - Abbreviation: N/R - Never reported using the Lions Clubs website, N/A - Not applicable, No password registered for the Lions Clubs website.  
\*\*\*\* - Abbreviation: N - New, IP - Immediate Past, R - Repeat.






# Club Health Assessment for District N 1 through June 2025

			Status	Membership							Reports					Finance		LCIF
Club Number	Club Name	Charter Date		Current Member Count	YTD Members Added	YTD Members Dropped	YTD Net Growth	YTD Net Growth%	Member Count 12 Months Ago	Avg. length of service for dropped members	Months Since Last MMR ***	Yrs. Since Last Officer Report	President Rotation	Vice President Reported ****	Months Since Last Activity Report ***	Account Balance	Donations for current Fiscal Year	
			Number of times on status quo within last two years	If below 15 members appears				If net loss is greater than 20% appears			If no report in 3 months appears in	When more than one year appears in	Number of repeat terms	Notes the officers that do not have an active	If no report at 12 months appears in red			
Clubs less than two years old																		
180461	Sunbury-York South	02/13/2025	Active	24	24	0	24	100.00%	0		0			P,S,T,M,VP SC	1			
Clubs more than two years old																		
13737	ALBERTON	12/06/1966	Active	15	4	1	3	25.00%	12	50	0		None	P,S,T,M,VP SC	1			
13696	BARKERS POINT NORTHSIDE	07/09/1957	Active	5	0	0	0	0.00%	5		0		5	P,S,T,M,VP SC	5			
34518	BATH	10/18/1977	Active	27	3	0	3	12.50%	24		3			P,S,T,M,VP SC	0			
13738	BELFAST	01/14/1974	Active	18	3	0	3	20.00%	15		0		3	P,S,T,M,VP SC	7			
45408	BOIESTOWN UPPER MIRAMICHI	10/21/1985	Active	23	5	1	4	21.05%	19	15	1			P,S,T,M,VP SC	1	90+ Days		
13698	BOUCTOUCHE	05/21/1965	Active	11	0	0	0	0.00%	11		2			P,S,T,M,VP SC	1		\$347.14	
45889	BURTON	03/20/1986	Active	29	16	10	6	26.09%	23	7	0			P,S,T,M,VP SC	0		\$33.21	
30588	BURTT'S CORNER	04/16/1975	Active	29	2	2	0	0.00%	29	13	3		2	P,S,T,M,VP SC	4	90+ Days		
30173	CAMPBELLTON	01/21/1975	Active	18	1	7	-6	-25.00%	24	24	2			P,S,T,M,VP SC	7			
13701	CHIPMAN MINTO L C	05/12/1966	Active	10	1	1	0	0.00%	10	7	0		14	P,S,T,M,VP SC	16			
13741	CORNWALL	01/22/1968	Active	7	0	0	0	0.00%	7		36		2	P,S,T,M,VP SC	24+			
30264	CYMBRIA	02/26/1975	Active	56	8	2	6	12.00%	50	5	0		2	P,S,T,M,VP SC	0		\$1,171.59	
13702	DALHOUSIE	03/01/1965	Active	17	4	5	-1	-5.56%	18	15	0			P,S,T,M,VP SC	1		\$1,000.00	
39871	DORCHESTER	05/13/1981	Cancelled(6*)	0	0	0	0	0.00%	0		12	1	None	P,S,T,M,VP SC	24+			
46710	DOUGLASTOWN	12/15/1986	Active	6	2	6	-4	-40.00%	10	3	3			P,S,T,M,VP SC	1			
41015	EAST ROYALTY	03/19/1982	Active	15	0	0	0	0.00%	15		12			P,S,T,M,VP SC	4		\$139.59	
29367	EASTERN CHARLOTTE	05/29/1974	Active	24	4	2	2	9.09%	22	3	2			P,S,T,M,VP SC	3			
44834	FORT AUGUSTUS	04/02/1985	Active	17	3	1	2	13.33%	15	7	4			P,S,T,M,VP SC	3			
13703	FREDERICTON	11/29/1950	Active	17	1	5	-4	-19.05%	21	2	0		3	P,S,T,M,VP SC	0		\$164.28	
13704	GEARY	07/19/1969	Active	21	2	10	-8	-27.59%	29	8	3			P,S,T,M,VP SC	0		\$2,201.46	
Exc Award (06/30/2018, 06/30/2022)																		
41335	GRAND WASHADEMOAK	05/18/1982	Active	15	3	1	2	15.38%	13	15	0		2	P,S,T,M,VP SC	15			



# Club Health Assessment for District N 1 through June 2025

			Status	Membership							Reports					Finance	LCIF
Club Number	Club Name	Charter Date		Current Member Count	YTD Members Added	YTD Members Dropped	YTD Net Growth	YTD Net Growth%	Member Count 12 Months Ago	Avg. length of service for dropped members	Months Since Last MMR ***	Yrs. Since Last Officer Report	President Rotation	Vice President Reported ****	Months Since Last Activity Report ***	Account Balance	Donations for current Fiscal Year
			Number of times on status quo within last two years	If below 15 members appears				If net loss is greater than 20% appears			If no report in 3 months appears in	When more than one year appears in	Number of repeat terms	Notes the officers that do not have appears in an active	If no report at 12 months red		
45324	HAMPTON	08/13/1985	Active(1)	23	2	2	0	0.00%	23	1	0		2	P,S,T,M,VP SC	0	90+ Days	\$367.14
13707	HARVEY STATION	08/04/1968	Active	17	1	3	-2	-10.53%	19	19	0			P,S,T,M,VP SC	0		
	Exc Award (06/30/2018)																
13708	HAVELOCK	09/24/1953	Active(1)	9	0	0	0	0.00%	9		14		3	P,S,T,M,VP SC	0		
13715	HUMPHREY LEWISVILLE	04/19/1971	Active	23	1	2	-1	-4.17%	24	29	1			P,S,T,M,VP SC	0		\$370.80
13744	HUNTER RIVER	03/06/1973	Active	16	0	0	0	0.00%	16		0			P,S,T,M,VP SC	0		\$1,060.85
40426	JEMSEG	10/14/1981	Active	16	0	0	0	0.00%	16		14			P,S,T,M,VP SC	1		
13711	KENNEBECASIS	10/25/1959	Active	19	2	4	-2	-9.52%	21	23	1		2	P,S,T,M,VP SC	24+		
13745	KENSINGTON	10/29/1954	Active	17	1	1	0	0.00%	17	1	1			P,S,T,M,VP SC	4		\$384.22
49412	LAKEVILLE	04/19/1989	Active	5	1	1	0	0.00%	5	3	1		20	P,S,T,M,VP SC	2		
30509	MAGNETIC HILL	04/07/1975	Cancelled(8*)	0	0	6	-6	-100.00%	6	20	0		None	P,S,T,M,VP SC	24+	90+ Days	
54686	MALPEQUE BAY AREA	06/30/1993	Active	6	1	1	0	0.00%	6	4	4		3	P,S,T,M,VP SC	24		
29528	MC ADAM	06/28/1974	Active	30	4	3	1	3.45%	29	3	0			P,S,T,M,VP SC	1		
37424	MILLIDGEVILLE-NORTH END L C	07/13/1979	Active	16	3	2	1	6.67%	15	6	3			P,S,T,M,VP SC	0		\$968.04
13714	MONCTON	04/06/1949	Active	24	8	4	4	20.00%	20	4	0		2	P,S,T,M,VP SC	0		\$3,830.79
13746	MONTAGUE	05/16/1968	Active	6	0	2	-2	-25.00%	8	8	0		2	P,S,T,M,VP SC	24+		
13747	MORELL	11/10/1969	Active	15	0	0	0	0.00%	15		13		2	P,S,T,M,VP SC	24+		
142382	Mount Stewart	08/18/2020	Active(1)	12	0	0	0	0.00%	12		14			P,S,T,M,VP SC	11		
13716	NACKAWIC	10/22/1970	Active	29	7	1	6	26.09%	23	4	0			P,S,T,M,VP SC	0		\$1,000.00
13717	NASHWAAKSIS	03/22/1966	Active	55	4	1	3	5.77%	52	57	2			P,S,T,M,VP SC	9		\$3,248.40
46540	NEW MARYLAND	09/16/1986	Active	19	2	4	-2	-9.52%	21	4	2		3	P,S,T,M,VP SC	0		
13718	NEWCASTLE	02/11/1965	Active	19	0	10	-10	-34.48%	29	29	0			P,S,T,M,VP SC	1		
32080	NORTH & SOUTH ESK L C	04/22/1976	Active	12	5	4	1	9.09%	11	18	2		9	P,S,T,M,VP SC	24+		
13750	NORTH RUSTICO	11/07/1966	Active	18	1	2	-1	-5.26%	19	16	2			P,S,T,M,VP SC	0		\$69.79
13751	OLEARY	08/28/1962	Active	17	1	2	-1	-5.56%	18	21	3			P,S,T,M,VP SC	2		



# Club Health Assessment for District N 1 through June 2025

			Status	Membership							Reports					Finance		LCIF
Club Number	Club Name	Charter Date		Current Member Count	YTD Members Added	YTD Members Dropped	YTD Net Growth	YTD Net Growth%	Member Count 12 Months Ago	Avg. length of service for dropped members	Months Since Last MMR ***	Yrs. Since Last Officer Report	President Rotation	Vice President Reported ****	Months Since Last Activity Report ***	Account Balance	Donations for current Fiscal Year	
			Number of times on status quo within last two years	If below 15 members appears				If net loss is greater than 20% appears			If no report in 3 months appears in	When more than one year appears in	Number of repeat terms	Notes the officers that do not have an active	If no report at 12 months appears in red			
13752	PARKDALE SHERWOOD L C	07/25/1960	Active	42	2	2	0	0.00%	42	28	2			P,S,T,M,VP SC	1		\$3,596.39	
77933	PICKWAUKET	12/10/2003	Active	6	0	7	-7	-53.85%	13	7	2			P,S,T,M,VP SC	2		\$246.78	
Exc Award (06/30/2021)																		
143088	Pokeshaw & Black Rock Club	12/01/2020	Active	30	12	4	8	36.36%	22	4	1		5	P,S,T,M,VP SC	N/R			
13709	QUISPAMIS ISLAND VIEW	12/18/1973	Active	16	3	3	0	0.00%	16	16	0			P,S,T,M,VP SC	8			
13721	REXTON	03/15/1962	Active	47	12	1	11	30.56%	36	20	0		2	P,S,T,M,VP SC	7		\$2,000.00	
13723	RIVER VALLEY L C	05/03/1967	Active	9	1	4	-3	-25.00%	12	21	0		None	P,S,T,M,VP SC	3			
13724	RIVERVIEW	03/04/1960	Active	74	10	5	5	7.25%	69	24	0			P,S,T,M,VP SC	2		\$69.43	
Exc Award (06/30/2017)																		
13730	SALISBURY	07/27/1953	Active	45	5	3	2	4.65%	43	12	0			P,S,T,M,VP SC	0		\$1,987.84	
13731	SHEDIAC	10/04/1961	Active	9	1	4	-3	-25.00%	12	14	6			P,S,T,M,VP SC	1			
46023	SHIPPAGAN	04/22/1986	Active	36	0	0	0	0.00%	36		1		9	P,S,T,M,VP SC	24+			
13734	SIMONDS	04/19/1963	Active	19	4	5	-1	-5.00%	20	7	0			P,S,T,M,VP SC	0		\$4,548.92	
13755	SOURIS	07/27/1955	Active	34	3	2	1	3.03%	33	6	0		2	P,S,T,M,VP SC	5		\$182.17	
13753	ST ELEANORS	04/11/1961	Active	20	2	4	-2	-9.09%	22	18	1			P,S,T,M,VP SC	0		\$144.86	
33675	ST MARTINS & DISTRICT L C	04/08/1977	Active	11	1	3	-2	-15.38%	13	20	5		6	P,S,T,M,VP SC	1			
13729	ST STEPHEN MILLTOWN	11/12/1958	Active	11	0	0	0	0.00%	11		14		2	P,S,T,M,VP SC	24+			
30046	STRATFORD AND AREA INC	12/23/1974	Active	24	3	3	0	0.00%	24	4	0			P,S,T,M,VP SC	0		\$71.17	
13756	SUMMERSIDE	10/12/1954	Active	14	1	4	-3	-17.65%	17	2	0		2	P,S,T,M,VP SC	11			
13735	SUSSEX	08/13/1953	Active	16	0	5	-5	-23.81%	21	11	0		None	P,S,T,M,VP SC	5			
13720	TOBIQUE L C	09/11/1969	Active	14	0	1	-1	-6.67%	15	12	7			P,S,T,M,VP SC	6			
33326	TRACADIE	02/11/1977	Active	22	3	0	3	15.79%	19		0		2	P,S,T,M,VP SC	10			
39353	UPPER GAGETOWN RIVER ROAD	01/28/1981	Active	5	3	6	-3	-37.50%	8	13	1			P,S,T,M,VP SC	1			
39809	UPPER NASHWAAK L C	04/23/1981	Active	11	2	1	1	10.00%	10	43	1		9	P,S,T,M,VP SC	1			
13757	VERNON RIVER	04/18/1972	Active	11	2	2	0	0.00%	11	2	0		2	P,S,T,M,VP SC	4			



## Club Health Assessment for District N 1 through June 2025

			Status	Membership							Reports				Finance	LCIF	
Club Number	Club Name	Charter Date		Current Member Count	YTD Members Added	YTD Members Dropped	YTD Net Growth	YTD Net Growth%	Member Count 12 Months Ago	Avg. length of service for dropped members	Months Since Last MMR ***	Yrs. Since Last Officer Report	President Rotation	Vice President Reported ****	Months Since Last Activity Report ***	Account Balance	Donations for current Fiscal Year
			Number of times on status quo within last two years	If below 15 members appears				If net loss is greater than 20% appears			If no report in 3 months appears in	When more than one year appears in	Number of repeat terms	Notes the officers that do not have an active	If no report at 12 months appears in red		
13758	WINSLOE Exc Award (06/30/2016)	04/28/1972	Active	29	2	5	-3	-9.38%	32	8	0		None	P,S,T,M,VP SC	1		

Clubs Cancelled Previous Fiscal Year – Clubs Cancelled within last 12 months may be reinstated

Club Number	Club Name	Charter Date	Current Status*	Cancellation Date
13706	HARTLAND	02/10/1966	Cancelled(6*)	09/29/2023
135014	Irishtown Ladder-Up Specialty INC	06/27/2018	Cancelled(8*)	06/29/2024

Current Total Clubs Count	YTD New Clubs Count	YTD Cancelled Clubs Count	YTD Net Club Gain	Current Total Members Count	YTD Add	YTD Drop	YTD Net Growth	YTD Net Growth %	Member Count 12 Months Ago	Average Member Count Per Club	% of Clubs with less than 20 members	% No MMR in 3 Months	% No Officer Report in 12 Months	% of Clubs with balance 90+ days	Number of Clubs in Status Quo	% Status Quo Clubs in Financial Suspension	Number of Cancelled Clubs	Average Cancelled Club Age	Members Lost Due to Cancellation	% of Clubs Cancelled for Non-Financial Reasons
68	1	2	-1	1,382	202	183	19	1.39%	1,363	20	63%	26%	0%	4%	0	0%	2	79	6	0%

\* - P - Priority Club. Cancellation Reasons: 1-Objectives/conduct, 2-Non-active club, 5-Non-existing club, 6-Disbanding, 7-Merger, 8-Financial Suspension, 9-District/Multiple District Dues.

\*\* - Abbreviation: P-President, S-Secretary, T-Treasurer, M-Member Chairperson, VP-First Vice President, MC-Communications Chairperson, SC-Service Chairperson

\*\*\* - Abbreviation: N/R - Never reported using the Lions Clubs website, N/A - Not applicable, No password registered for the Lions Clubs website.

\*\*\*\* - Abbreviation: N - New, IP - Immediate Past, R - Repeat.



# Club Health Assessment for District N 2 through June 2025

			Status	Membership							Reports					Finance		LCIF
Club Number	Club Name	Charter Date		Current Member Count	YTD Members Added	YTD Members Dropped	YTD Net Growth	YTD Net Growth%	Member Count 12 Months Ago	Avg. length of service for dropped members	Months Since Last MMR ***	Yrs. Since Last Officer Report	President Rotation	Vice President Reported ****	Months Since Last Activity Report ***	Account Balance	Donations for current Fiscal Year	
			Number of times on status quo within last two years	If below 15 members appears				If net loss is greater than 20% appears			If no report in 3 months appears in	When more than one year appears in	Number of repeat terms	Notes the officers that do not have appears in an active	If no report at 12 months red			
Clubs more than two years old																		
13759	AMHERST	11/20/1954	Active	43	4	7	-3	-6.52%	46	3	0			P,S,T,M,VP SC	1		\$7,308.12	
Exc Award (06/30/2020)																		
13760	ANNAPOLIS ROYAL	05/06/1957	Active	12	0	1	-1	-7.69%	13	1	1		2	P,S,T,M,VP SC	1		\$881.20	
Exc Award (06/30/2016, 06/30/2018)																		
13761	ANTIGONISH	10/22/1962	Active	29	0	1	-1	-3.33%	30	8	0		3	P,S,T,M,VP SC	0		\$487.76	
13762	ARMDALE FAIRVIEW ROCK	11/23/1955	Active	9	0	1	-1	-10.00%	10	42	1		6	P,S,T,M,VP SC	0			
13763	AYLESFORD DISTRICT	11/28/1967	Active	22	9	2	7	46.67%	15	2	0		2	P,S,T,M,VP SC	6		\$543.22	
13764	BADDECK	05/30/1951	Active	47	1	1	0	0.00%	47	57	0		2	P,S,T,M,VP SC	6			
13765	BARRINGTON AREA	11/28/1962	Active	43	2	1	1	2.38%	42	4	2			P,S,T,M,VP SC	0			
87908	BEAVER BANK KINSAC	04/27/2005	Active	38	1	7	-6	-13.64%	44	9	0		3	P,S,T,M,VP SC	1		\$295.45	
13766	BEDFORD	01/23/1946	Active	37	4	14	-10	-21.28%	47	17	0			P,S,T,M,VP SC	5		\$72.29	
Exc Award (06/30/2016, 06/30/2017, 06/30/2018)																		
13767	BERWICK	02/06/1961	Active	59	11	4	7	13.46%	53	20	0			P,S,T,M,VP SC	21		\$2,000.00	
13768	BRIDGETOWN	08/29/1955	Active	14	1	0	1	7.69%	13		10			P,S,T,M,VP SC	4			
13769	BRIDGEWATER AND AREA	09/19/1955	Active	17	1	4	-3	-15.00%	20	12	0		2	P,S,T,M,VP SC	0		\$294.79	
Exc Award (06/30/2018)																		
33174	CABOT TRAIL L C	12/31/1976	Active	11	1	3	-2	-15.38%	13	3	0			P,S,T,M,VP SC	3		\$325.17	
13770	CANNING DISTRICT L C	10/30/1969	Active	36	7	2	5	16.13%	31	0	0			P,S,T,M,VP SC	2		\$449.01	
13771	CANSO	04/25/1968	Active	41	6	2	4	10.81%	37	13	0		2	P,S,T,M,VP SC	0		\$107.92	
61040	CHESTER BASIN-NEW ROSS-CHESTER	07/22/1998	Active	15	4	1	3	25.00%	12	25	0		None	P,S,T,M,VP SC	1		\$69.38	
44360	CHEZZETCOOK & DISTRICT	11/26/1984	Active	30	8	0	8	36.36%	22		2			P,S,T,M,VP SC	0			
Exc Award (06/30/2023)																		
38596	COLDBROOK & DIST L C	06/16/1980	Active	36	4	4	0	0.00%	36	5	2			P,S,T,M,VP SC	2			
41480	COLE HARBOUR	06/07/1982	Cancelled(6*)	0	1	9	-8	-100.00%	8	10	5		None	P,S,T,M,VP SC	9			
130460	Dalhousie University Campus	03/23/2017	Cancelled(8*)	0	0	8	-8	-100.00%	8	6	6	1	None	P,S,T,M,VP SC	24+	90+ Days		



# Club Health Assessment for District N 2 through June 2025

			Status	Membership							Reports					Finance	LCIF
Club Number	Club Name	Charter Date		Current Member Count	YTD Members Added	YTD Members Dropped	YTD Net Growth	YTD Net Growth%	Member Count 12 Months Ago	Avg. length of service for dropped members	Months Since Last MMR ***	Yrs. Since Last Officer Report	President Rotation	Vice President Reported ****	Months Since Last Activity Report ***	Account Balance	Donations for current Fiscal Year
			Number of times on status quo within last two years	If below 15 members appears				If net loss is greater than 20% appears			If no report in 3 months appears in	When more than one year appears in	Number of repeat terms	Notes the officers that do not have an active	If no report at 12 months red		
13772	DARTMOUTH Exc Award (06/30/2017)	10/25/1945	Active	13	5	3	2	18.18%	11	34	0		2	P,S,T,M,VP SC	0		
43349	DEEPBROOK WALDEC Exc Award (06/30/2017)	01/31/1984	Active	21	3	3	0	0.00%	21	12	0		2	P,S,T,M,VP SC	1		\$200.00
105843	DIGBY AND AREA	06/19/2009	Active	13	2	0	2	18.18%	11		2			P,S,T,M,VP SC	0		
13774	EASTERN PASSAGE COW BAY Exc Award (06/30/2018, 06/30/2019)	03/07/1972	Active	40	14	22	-8	-16.67%	48	8	1			P,S,T,M,VP SC	1		\$1,512.49
13775	ENFIELD/ELMSDALE & DISTRICT	07/31/1972	Active	20	4	1	3	17.65%	17	0	1		4	P,S,T,M,VP SC	1		
46293	FALL RIVER & RIVERLAKE DIST	06/13/1986	Active	17	3	5	-2	-10.53%	19	4	0		9	P,S,T,M,VP SC	12		
46024	GLACE BAY	04/01/1986	Active	9	1	3	-2	-18.18%	11	5	0		8	P,S,T,M,VP SC	6		
43227	HANTSPORT & DISTRICT L C Exc Award (06/30/2016, 06/30/2022)	12/27/1983	Active	15	0	1	-1	-6.25%	16	15	0		2	P,S,T,M,VP SC	5		\$525.17
13777	HUBBARDS AREA L C	06/08/1973	Active	22	0	0	0	0.00%	22		0			P,S,T,M,VP SC	24+		
13779	KENTVILLE	01/17/1949	Active	13	2	0	2	18.18%	11		0		3	P,S,T,M,VP SC	7		
13780	KINGSTON Exc Award (06/30/2016, 06/30/2019, 06/30/20)	02/14/1961	Active	71	7	17	-10	-12.35%	81	9	0			P,S,T,M,VP SC	0		\$1,143.89
35733	LAKE ECHO AND AREA	06/30/1978	Active	35	4	3	1	2.94%	34	1	2		3	P,S,T,M,VP SC	1		\$1,931.99
45102	LAWRENCETOWN & DISTRICT Exc Award (06/30/2017)	06/27/1985	Active	15	1	3	-2	-11.76%	17	25	3			P,S,T,M,VP SC	4		\$138.86
13781	LIVERPOOL	04/13/1964	Active	16	0	3	-3	-15.79%	19	9	1			P,S,T,M,VP SC	24+		
36114	LOCKEPORT	10/30/1978	Active	6	0	0	0	0.00%	6		15	1	None	P,S,T,M,VP SC	24+		
13783	LOUISDALE	04/17/1969	Active	19	0	0	0	0.00%	19		16	1	None	P,S,T,M,VP SC	24+		
13785	METEGHAN	05/10/1957	Cancelled(6*)	0	0	33	-33	-100.00%	33	15	1		None	P,S,T,M,VP SC	5		
13786	MIDDLETON	11/08/1945	Active	18	1	2	-1	-5.26%	19	9	0			P,S,T,M,VP SC	1		\$156.21
30236	MILFORD & DISTRICT	02/10/1975	Active	22	3	1	2	10.00%	20	8	0			P,S,T,M,VP SC	0		\$331.26



# Club Health Assessment for District N 2 through June 2025

			Status	Membership							Reports					Finance		LCIF
Club Number	Club Name	Charter Date		Current Member Count	YTD Members Added	YTD Members Dropped	YTD Net Growth	YTD Net Growth%	Member Count 12 Months Ago	Avg. length of service for dropped members	Months Since Last MMR ***	Yrs. Since Last Officer Report	President Rotation	Vice President Reported ****	Months Since Last Activity Report ***	Account Balance	Donations for current Fiscal Year	
			Number of times on status quo within last two years	If below 15 members appears				If net loss is greater than 20% appears			If no report in 3 months appears in	When more than one year appears in	Number of repeat terms	Notes the officers that do not have appears in an active	If no report at 12 months red			
40729	MUSQUODOBOIT HARBOUR & DIST Exc Award (06/30/2024)	01/20/1982	Active	41	5	5	0	0.00%	41	9	1			P,S,T,M,VP SC	0		\$867.12	
13787	MUSQUODOBOIT VALLEY L C	02/07/1973	Active	18	1	2	-1	-5.26%	19	3	0			P,S,T,M,VP SC	5			
44835	NEW GERMANY & AREA Exc Award (06/30/2016, 06/30/2018)	04/23/1985	Active	31	6	3	3	10.71%	28	8	1		2	P,S,T,M,VP SC	0		\$724.29	
13790	NEW WATERFORD	04/25/1948	Active	5	0	0	0	0.00%	5		16	1	None	P,S,T,M,VP SC	N/R			
150192	Nova Scotia Cyber Exc Award (06/30/2022)	03/17/2022	Active	10	0	2	-2	-16.67%	12	4	0		3	P,S,T,M,VP SC	3		\$466.33	
13791	OXFORD AREA	09/04/1959	Active	10	1	0	1	11.11%	9		10			P,S,T,M,VP SC	15		\$693.84	
13792	PARRSBORO	05/07/1946	Active	30	0	6	-6	-16.67%	36	6	0		4	P,S,T,M,VP SC	18			
13793	PICTOU AND AREA	08/30/1951	Active	17	4	0	4	30.77%	13		3		7	P,S,T,M,VP SC	0		\$100.00	
13795	PORT WILLIAMS & DISTRICT	02/26/1970	Active	26	3	4	-1	-3.70%	27	15	0		2	P,S,T,M,VP SC	8		\$1,000.00	
33534	PRESTON & AREA	03/22/1977	Active	13	0	1	-1	-7.14%	14	19	5			P,S,T,M,VP SC	9			
36887	PUBNICO AREA L C	04/23/1979	Active	17	5	0	5	41.67%	12		1		2	P,S,T,M,VP SC	11		\$486.00	
13797	RIVER JOHN & DISTRICT	01/30/1970	Active	21	9	5	4	23.53%	17	12	0			P,S,T,M,VP SC	11			
97417	RIVERPORT AND DISTRICT	06/28/2006	Active	12	1	2	-1	-7.69%	13	6	2		2	P,S,T,M,VP SC	18			
13798	SACKVILLE NS	02/16/1970	Active	43	16	8	8	22.86%	35	29	0			P,S,T,M,VP SC	0		\$724.29	
13801	SHEET HARBOUR	12/17/1947	Active	39	3	4	-1	-2.50%	40	10	1		2	P,S,T,M,VP SC	7			
13802	SHELBURNE	04/06/1963	Active	24	4	3	1	4.35%	23	17	3		6	P,S,T,M,VP SC	0		\$162.59	
13803	SHUBENACADIE	11/04/1946	Active	9	3	4	-1	-10.00%	10	5	1		3	P,S,T,M,VP SC	1		\$287.78	
115117	SPRINGHILL AND AREA Exc Award (06/30/2017)	09/22/2011	Active	8	0	1	-1	-11.11%	9	13	10		2	P,S,T,M,VP SC	3			
13805	SPRYFIELD	03/19/1957	Active	20	4	1	3	17.65%	17	5	1		5	P,S,T,M,VP SC	1			
47484	ST MARGARET'S BAY	06/18/1987	Active	19	2	0	2	11.76%	17		0			P,S,T,M,VP SC	1		\$162.59	
13800	ST MARYS DISTRICT L C	01/26/1973	Active	37	0	0	0	0.00%	37		0			P,S,T,M,VP SC	0			
13799	ST PETERS	05/19/1969	Active	32	0	1	-1	-3.03%	33	20	3			P,S,T,M,VP SC	16		\$347.14	





# Club Health Assessment for District N 2 through June 2025

				Status		Membership						Reports					Finance		LCIF	
Club Number	Club Name	Charter Date			Current Member Count	YTD Members Added	YTD Members Dropped	YTD Net Growth	YTD Net Growth%	Member Count 12 Months Ago	Avg. length of service for dropped members	Months Since Last MMR ***	Yrs. Since Last Officer Report	President Rotation	Vice President Reported ****	Months Since Last Activity Report ***	Account Balance	Donations for current Fiscal Year		
			Number of times on status quo within last two years		If below 15 members appears				If net loss is greater than 20% appears			If no report in 3 months appears in	When more than one year appears in	Number of repeat terms		Notes the officers that do not have an active	If no report at 12 months appears in red			
13806	STELLARTON & AREA	03/07/1965	Active		15	2	4	-2	-11.76%	17	3	1		2	P,S,T,M,VP SC	0				
13807	SYDNEY	01/26/1948	Active		9	0	0	0	0.00%	9		1		4	P,S,T,M,VP SC	16				
13811	TRURO & DISTRICT	02/16/1946	Active		17	4	6	-2	-10.53%	19	16	1			P,S,T,M,VP SC	7		\$241.61		
Exc Award (06/30/2023)																				
13812	WHYCOCOMAGH	12/17/1969	Active		4	0	0	0	0.00%	4		0		7	P,S,T,M,VP SC	0		\$71.94		
13813	WINDSOR & DIST	05/31/1961	Active		9	0	3	-3	-25.00%	12	6	0			P,S,T,M,VP SC	6		\$2,136.20		
Exc Award (06/30/2023)																				
13814	WOLFVILLE & DIST	06/09/1950	Active		25	3	5	-2	-7.41%	27	12	1		3	P,S,T,M,VP SC	2	90+ Days			
Exc Award (06/30/2019)																				
13815	YARMOUTH	04/06/1956	Active		44	4	4	0	0.00%	44	22	0		2	P,S,T,M,VP SC	0		\$284.11		
Current Total Clubs Count	YTD New Clubs Count	YTD Cancelled Clubs Count	YTD Net Club Gain	Current Total Members Count	YTD Add	YTD Drop	YTD Net Growth	YTD Net Growth %	Member Count 12 Months Ago	Average Member Count Per Club	% of Clubs with less than 20 members	% No MMR in 3 Months	% No Officer Report in 12 Months	% of Clubs with balance 90+ days	Number of Clubs in Status Quo	% Status Quo Clubs in Financial Suspension	Number of Cancelled Clubs	Average Cancelled Club Age	Members Lost Due to Cancellation	% of Clubs Cancelled for Non-Financial Reasons
65	0	3	-3	1,529	195	246	-51	-3.23%	1,581	24	51%	17%	5%	2%	0	0%	3	40	50	67%

\* - P - Priority Club. Cancellation Reasons: 1-Objectives/conduct, 2-Non-active club, 5-Non-existing club, 6-Disbanding, 7-Merger, 8-Financial Suspension, 9-District/Multiple District Dues.

\*\* - Abbreviation: P-President, S-Secretary, T-Treasurer, M-Member Chairperson, VP-First Vice President, MC-Communications Chairperson, SC-Service Chairperson

\*\*\* - Abbreviation: N/R - Never reported using the Lions Clubs website, N/A - Not applicable, No password registered for the Lions Clubs website.

\*\*\*\* - Abbreviation: N - New, IP - Immediate Past, R - Repeat.





# Club Health Assessment for District N 3 through June 2025

			Status	Membership							Reports					Finance		LCIF
Club Number	Club Name	Charter Date		Current Member Count	YTD Members Added	YTD Members Dropped	YTD Net Growth	YTD Net Growth%	Member Count 12 Months Ago	Avg. length of service for dropped members	Months Since Last MMR ***	Yrs. Since Last Officer Report	President Rotation	Vice President Reported ****	Months Since Last Activity Report ***	Account Balance	Donations for current Fiscal Year	
			Number of times on status quo within last two years	If below 15 members appears			If net loss is greater than 20% appears				If no report in 3 months appears in	When more than one year appears in	Number of repeat terms	Notes the officers that do not have an active	If no report at 12 months appears in red			
Clubs less than two years old																		
156819	Badger	01/11/2024	Active	15	1	3	-2	-11.76%	17	1	0		2	P,S,T,M,VP SC	0		\$101.37	
156093	Bay St George CNA Campus	09/22/2023	Active	2	0	2	-2	-50.00%	4	2	0		2	P,S,T,M,VP SC	20			
157316	Grand Falls-Windsor CNA	02/02/2024	Active(1)	1	0	19	-19	-95.00%	20	1	0		None	P,S,T,M,VP SC	N/R			
157317	Grand Falls-Windsor Keyin	02/05/2024	Active	0	0	11	-11	-100.00%	11	1	0		None	P,S,T,M,VP SC	N/R			
157197	MUN Grenfell	01/29/2024	P- Active	0	4	31	-27	-100.00%	27	2	1		None	P,S,T,M,VP SC	8			
Clubs more than two years old																		
35358	ANCHOR POINT Exc Award (06/30/2017)	04/28/1978	Active	23	0	4	-4	-14.81%	27	5	2		None	P,S,T,M,VP SC	2		\$1,072.26	
140425	Baie Verte Peninsula	12/11/2019	Active	26	11	4	7	36.84%	19	3	1		5	P,S,T,M,VP SC	0		\$536.13	
13821	BISHOPS FALLS	04/22/1966	Active	37	10	12	-2	-5.13%	39	5	1		None	P,S,T,M,VP SC	1			
135380	Blanc Sablon Centennial	08/01/2018	Active	16	1	3	-2	-11.11%	18	7	0		6	P,S,T,M,VP SC	16		\$381.07	
13823	BOTWOOD Exc Award (06/30/2017, 06/30/2022)	10/15/1951	Active	42	7	18	-11	-20.75%	53	12	0		2	P,S,T,M,VP SC	0		\$1,443.66	
13824	BUCHANS Exc Award (06/30/2017, 06/30/2018)	11/18/1960	Active	26	2	3	-1	-3.70%	27	20	2		None	P,S,T,M,VP SC	3			
13825	BURGEO	05/19/1972	Active	23	2	2	0	0.00%	23	20	1			P,S,T,M,VP SC	3		\$138.86	
13828	CHANNEL PORT AUX BASQUES Exc Award (06/30/2017, 06/30/2018, 06/30/2020)	02/02/1951	Active	30	8	20	-12	-28.57%	42	3	0		2	P,S,T,M,VP SC	2		\$1,054.32	
130864	Conne River Aosamijij Miawpukek First Nation	05/17/2017	Active	24	0	3	-3	-11.11%	27	4	0		8	P,S,T,M,VP SC	4		\$1,013.65	
13831	CORNER BROOK Exc Award (06/30/2017, 06/30/2023)	05/26/1948	Active	15	2	2	0	0.00%	15	27	0		4	P,S,T,M,VP SC	5		\$907.37	
36711	CORNER BROOK CURLING	03/22/1979	Active(1)	23	4	4	0	0.00%	23	18	0		None	P,S,T,M,VP SC	2			
13832	DEER LAKE	07/30/1953	Active	19	2	0	2	11.76%	17		1		None	P,S,T,M,VP SC	0		\$1,252.62	
13835	ENGLISH HARBOUR WEST	12/21/1973	Active	39	1	5	-4	-9.30%	43	5	0		None	P,S,T,M,VP SC	2		\$347.14	
13836	FLOWERS COVE	10/10/1966	Active	32	14	2	12	60.00%	20	39	2		6	P,S,T,M,VP SC	21			



# Club Health Assessment for District N 3 through June 2025

			Status	Membership							Reports					Finance		LCIF
Club Number	Club Name	Charter Date		Current Member Count	YTD Members Added	YTD Members Dropped	YTD Net Growth	YTD Net Growth%	Member Count 12 Months Ago	Avg. length of service for dropped members	Months Since Last MMR ***	Yrs. Since Last Officer Report	President Rotation	Vice President Reported ****	Months Since Last Activity Report ***	Account Balance	Donations for current Fiscal Year	
			Number of times on status quo within last two years	If below 15 members appears				If net loss is greater than 20% appears			If no report in 3 months appears in	When more than one year appears in	Number of repeat terms	Notes the officers that do not have an active	If no report at 12 months appears in red			
45103	FORTEAU	06/18/1985	Active	29	2	1	1	3.57%	28	2	1			P,S,T,M,VP SC	1		\$253.00	
137415	Grand Falls-Windsor	02/11/2019	Active	25	14	1	13	108.33%	12	0	0		3	P,S,T,M,VP SC	0		\$347.14	
35054	GREEN ISLAND L C	02/21/1978	Active	22	0	2	-2	-8.33%	24	47	5		6	P,S,T,M,VP SC	2		\$277.71	
13843	HARBOUR BRETON	11/26/1965	Active	39	8	3	5	14.71%	34	10	0		2	P,S,T,M,VP SC	0		\$405.46	
30265	HERMITAGE	02/25/1975	Active	25	0	1	-1	-3.85%	26	7	1		10	P,S,T,M,VP SC	0	90+ Days	\$1,013.65	
15031	LABRADOR CITY	06/13/1961	Active	13	1	0	1	8.33%	12		0		6	P,S,T,M,VP SC	3		\$347.14	
Exc Award (06/30/2016)																		
13846	LEWISPORTE	11/23/1951	Active	11	0	3	-3	-21.43%	14	3	2			P,S,T,M,VP SC	0			
47251	MARYS HARBOUR	04/29/1987	Active	6	0	0	0	0.00%	6		14			P,S,T,M,VP SC	15			
13849	MILLTOWN BAIE D'ESPOIR	05/23/1972	Active	53	4	1	3	6.00%	50	17	1		2	P,S,T,M,VP SC	1		\$345.88	
13851	NEW WORLD ISLAND	11/23/1960	Cancelled(6*)	0	0	13	-13	-100.00%	13	36	5		None	P,S,T,M,VP SC	14			
123558	NL Green Bay South	01/06/2015	Active	17	2	16	-14	-45.16%	31	5	0		3	P,S,T,M,VP SC	20		\$50.00	
Exc Award (06/30/2016)																		
142135	NL Sight First	07/08/2020	Active(2)	5	5	2	3	150.00%	2	10	1			P,S,T,M,VP SC	17			
143893	Norris Arm and Area	12/08/2020	Cancelled(6*)	0	0	16	-16	-100.00%	16	3	4		None	P,S,T,M,VP SC	15			
13853	NORRIS POINT	06/01/1965	Active	21	2	2	0	0.00%	21	2	0		3	P,S,T,M,VP SC	0	90+ Days	\$1,379.26	
Exc Award (06/30/2017, 06/30/2024)																		
13855	PASADENA	11/20/1965	Active	33	4	1	3	10.00%	30	3	2			P,S,T,M,VP SC	1		\$405.46	
Exc Award (06/30/2016, 06/30/2017, 06/30/2020)																		
146488	Port Hope Simpson	06/03/2021	Active	10	0	0	0	0.00%	10		14		3	P,S,T,M,VP SC	20			
28183	RAMEA	03/28/1974	Active	31	2	7	-5	-13.89%	36	9	1		4	P,S,T,M,VP SC	0		\$173.31	
Exc Award (06/30/2017)																		
35359	SANDY COVE	04/14/1978	Active	23	0	0	0	0.00%	23		7			P,S,T,M,VP SC	16		\$348.96	
13864	SPRINGDALE	05/20/1953	Active	31	2	3	-1	-3.13%	32	20	3			P,S,T,M,VP SC	8			
30589	ST ALBANS	04/11/1975	Active	30	1	4	-3	-9.09%	33	6	1			P,S,T,M,VP SC	18		\$101.37	
13858	ST ANTHONY	09/19/1963	Active	11	3	7	-4	-26.67%	15	24	3		2	P,S,T,M,VP SC	1		\$694.28	



## Club Health Assessment for District N 3 through June 2025

			Status	Membership							Reports					Finance	LCIF
Club Number	Club Name	Charter Date		Current Member Count	YTD Members Added	YTD Members Dropped	YTD Net Growth	YTD Net Growth%	Member Count 12 Months Ago	Avg. length of service for dropped members	Months Since Last MMR ***	Yrs. Since Last Officer Report	President Rotation	Vice President Reported ****	Months Since Last Activity Report ***	Account Balance	Donations for current Fiscal Year
			Number of times on status quo within last two years	If below 15 members appears				If net loss is greater than 20% appears			If no report in 3 months appears in	When more than one year appears in	Number of repeat terms	Notes the officers that do not have appears in an active	If no report at 12 months red		
13865	STEPHENVILLE	11/11/1952	Active	38	6	8	-2	-5.00%	40	6	0			P,S,T,M,VP SC	1		\$5,264.26
	Exc Award (06/30/2017, 06/30/2018)																
13863	STEPHENVILLE CROSSING	06/21/1956	Active	11	2	7	-5	-31.25%	16	2	0		8	P,S,T,M,VP SC	0		\$277.21
	Exc Award (06/30/2017)																
44836	SUMMERSIDE	04/09/1985	Active	13	0	2	-2	-13.33%	15	1	3		2	P,S,T,M,VP SC	6		
	Exc Award (06/30/2019)																
30356	THREE RIVERS	03/19/1975	Active	29	5	5	0	0.00%	29	4	1			P,S,T,M,VP SC	0		\$208.28
	Exc Award (06/30/2017)																
35552	TROUT RIVER	05/15/1978	Active	29	2	0	2	7.41%	27		2		2	P,S,T,M,VP SC	2		\$69.79
13868	TWILLINGATE	05/26/1953	Active	31	5	7	-2	-6.06%	33	8	0		None	P,S,T,M,VP SC	0		\$1,172.69
	Exc Award (06/30/2016, 06/30/2017, 06/30/20)																
13869	UNITED TOWNS L C	08/21/1973	Active	23	4	1	3	15.00%	20	9	2		6	P,S,T,M,VP SC	1		
	Exc Award (06/30/2016)																
135381	Viking Trail Centennial	07/12/2018	Active	4	0	0	0	0.00%	4		14		4	P,S,T,M,VP SC	20		

Clubs Cancelled Previous Fiscal Year – Clubs Cancelled within last 12 months may be reinstated

Club Number	Club Name	Charter Date	Current Status*	Cancellation Date
133116	Grenfell Campus	11/16/2017	Cancelled(6*)	04/29/2024

Current Total Clubs Count	YTD New Clubs Count	YTD Cancelled Clubs Count	YTD Net Club Gain	Current Total Members Count	YTD Add	YTD Drop	YTD Net Growth	YTD Net Growth %	Member Count 12 Months Ago	Average Member Count Per Club	% of Clubs with less than 20 members	% No MMR in 3 Months	% No Officer Report in 12 Months	% of Clubs with balance 90+ days	Number of Clubs in Status Quo	% Status Quo Clubs in Financial Suspension	Number of Cancelled Clubs	Average Cancelled Club Age	Members Lost Due to Cancellation	% of Clubs Cancelled for Non-Financial Reasons
46	0	2	-2	1,006	143	261	-118	-10.50%	1,124	22	39%	17%	0%	4%	0	0%	2	37	29	100%

\* - P - Priority Club. Cancellation Reasons: 1-Objectives/conduct, 2-Non-active club, 5-Non-existing club, 6-Disbanding, 7-Merger, 8-Financial Suspension, 9-District/Multiple District Dues.

\*\* - Abbreviation: P-President, S-Secretary, T-Treasurer, M-Member Chairperson, VP-First Vice President, MC-Communications Chairperson, SC-Service Chairperson

\*\*\* - Abbreviation: N/R - Never reported using the Lions Clubs website, N/A - Not applicable, No password registered for the Lions Clubs website.

\*\*\*\* - Abbreviation: N - New, IP - Immediate Past, R - Repeat.



# Club Health Assessment for District N 4 through June 2025

			Status	Membership							Reports					Finance		LCIF
Club Number	Club Name	Charter Date		Current Member Count	YTD Members Added	YTD Members Dropped	YTD Net Growth	YTD Net Growth%	Member Count 12 Months Ago	Avg. length of service for dropped members	Months Since Last MMR ***	Yrs. Since Last Officer Report	President Rotation	Vice President Reported ****	Months Since Last Activity Report ***	Account Balance	Donations for current Fiscal Year	
			Number of times on status quo within last two years	If below 15 members appears				If net loss is greater than 20% appears			If no report in 3 months appears in	When more than one year appears in	Number of repeat terms	Notes the officers that do not have appears in an active	If no report at 12 months red			
Clubs less than two years old																		
181536	CNA Campus	05/19/2025	Newly Chartered	22	22	0	22	100.00%	0		1			P,S,T,M,VP SC	N/R			
Clubs more than two years old																		
13817	ALEXANDER BAY L C	01/03/1974	Active	16	1	1	0	0.00%	16	0	0		6	P,S,T,M,VP SC	7		\$1,007.22	
13818	ARNOLDS COVE	02/07/1968	Active	20	1	1	0	0.00%	20	19	2		3	P,S,T,M,VP SC	1		\$361.30	
48422	BACCALIEU	04/11/1988	Active	27	1	6	-5	-15.63%	32	14	2			P,S,T,M,VP SC	4		\$231.74	
13819	BADGERS QUAY	03/05/1956	Active	22	1	2	-1	-4.35%	23	2	2		2	P,S,T,M,VP SC	0		\$348.05	
Exc Award (06/30/2017, 06/30/2023, 06/30/20)																		
33676	BAY L'ARGENT	04/18/1977	Active	18	0	1	-1	-5.26%	19	7	1			P,S,T,M,VP SC	14			
13820	BAY ROBERTS	10/12/1964	Active	14	1	7	-6	-30.00%	20	10	2		6	P,S,T,M,VP SC	6			
29952	BLOOMFIELD-MUSGRAVETO WN	11/27/1974	Active	20	0	3	-3	-13.04%	23	16	0		19	P,S,T,M,VP SC	0		\$1,383.53	
13822	BONAVISTA	01/15/1967	Active	38	4	3	1	2.70%	37	29	0		2	P,S,T,M,VP SC	2		\$708.68	
37632	BRIMSTONE HEAD L C	10/30/1979	Active	24	4	2	2	9.09%	22	15	1		2	P,S,T,M,VP SC	0			
13829	CLARENVILLE	05/19/1964	Active	26	5	3	2	8.33%	24	23	0		2	P,S,T,M,VP SC	1		\$1,713.74	
Exc Award (06/30/2023)																		
29798	COME BY CHANCE	09/10/1974	Active	14	1	1	0	0.00%	14	1	3			P,S,T,M,VP SC	0			
13830	CONCEPTION BAY SOUTH	02/17/1971	Active	27	3	7	-4	-12.90%	31	9	1			P,S,T,M,VP SC	0		\$697.93	
Exc Award (06/30/2018)																		
13833	DUNVILLE	02/26/1973	Active	29	0	1	-1	-3.33%	30	2	3		2	P,S,T,M,VP SC	1			
46189	ENGLISH HARBOUR EAST	05/12/1986	Active	20	0	0	0	0.00%	20		2		None	P,S,T,M,VP SC	0			
36888	FORT POINT L C	04/23/1979	Active	30	3	1	2	7.14%	28	9	0			P,S,T,M,VP SC	0		\$3,069.79	
Exc Award (06/30/2024)																		
13838	FORTUNE	03/14/1970	Active	15	1	3	-2	-11.76%	17	27	1			P,S,T,M,VP SC	2		\$162.59	
13839	GAMBO	02/25/1968	Active	48	4	0	4	9.09%	44		0			P,S,T,M,VP SC	8		\$947.35	
Exc Award (06/30/2017)																		
13840	GANDER	07/06/1948	Active	22	5	5	0	0.00%	22	15	0		2	P,S,T,M,VP SC	0			



# Club Health Assessment for District N 4 through June 2025

			Status	Membership							Reports					Finance	LCIF
Club Number	Club Name	Charter Date		Current Member Count	YTD Members Added	YTD Members Dropped	YTD Net Growth	YTD Net Growth%	Member Count 12 Months Ago	Avg. length of service for dropped members	Months Since Last MMR ***	Yrs. Since Last Officer Report	President Rotation	Vice President Reported ****	Months Since Last Activity Report ***	Account Balance	Donations for current Fiscal Year
			Number of times on status quo within last two years	If below 15 members appears					If net loss is greater than 20% appears			If no report in 3 months appears in	When more than one year appears in	Number of repeat terms	Notes the officers that do not have appears in an active	If no report at 12 months red	
Exc Award (06/30/2024)			Active	11	0	2	-2	-15.38%	13	5	0			P,S,T,M,VP SC	0		\$537.44
29953	GARNISH	11/25/1974															
Exc Award (06/30/2017)			Active	52	8	1	7	15.56%	45	0	0			P,S,T,M,VP SC	0		\$949.46
31931	GOULDS	03/18/1976															
Exc Award (06/30/2023)			Active	29	4	4	0	0.00%	29	3	0			P,S,T,M,VP SC	0		\$768.00
13841	GRAND BANK	10/23/1951															
Exc Award (06/30/2024)			P- Active(1)	5	3	0	3	150.00%	2		0			P,S,T,M,VP SC	1		
31932	HANT'S HARBOUR	03/31/1976															
36712	HARE BAY-DOVER LC	03/12/1979	Active	10	0	4	-4	-28.57%	14	8	4			P,S,T,M,VP SC	4		\$104.69
29631	INDIAN BAY	07/23/1974	Active	28	1	1	0	0.00%	28	1	0			P,S,T,M,VP SC	4		\$431.86
Exc Award (06/30/2017)			Active	29	4	7	-3	-9.38%	32	14	1			P,S,T,M,VP SC	0		
29272	MARYSTOWN	05/08/1974															
13847	MOUNT PEARL	03/07/1956	Active	17	3	4	-1	-5.56%	18	19	0		None	P,S,T,M,VP SC	0		\$789.23
Exc Award (06/30/2024)			Active	8	2	11	-9	-52.94%	17	1	4		3	P,S,T,M,VP SC	3		
115872	MUN CAMPUS	01/13/2012															
39621	MUSGRAVE HARBOUR	03/27/1981	Active	5	2	2	0	0.00%	5	3	0			P,S,T,M,VP SC	4		
13850	NEW HARBOUR DILDO	11/06/1969	Active	23	13	7	6	35.29%	17	8	0		None	P,S,T,M,VP SC	5		
13854	NORTH HARBOUR L C	01/16/1974	Active	12	1	1	0	0.00%	12	39	3		4	P,S,T,M,VP SC	1	90+ Days	
134798	Paradise Centennial	05/30/2018	Active	30	2	1	1	3.45%	29	1	0			P,S,T,M,VP SC	3		\$863.07
Exc Award (06/30/2024)			Active	17	4	3	1	6.25%	16	0	0			P,S,T,M,VP SC	3		\$719.44
13856	PLACENTIA	12/29/1960															
33327	PORT REXTON AREA	02/25/1977	Active	17	1	4	-3	-15.00%	20	19	0		7	P,S,T,M,VP SC	1		
13857	PORT UNION	11/21/1957	Active	22	1	3	-2	-8.33%	24	19	0			P,S,T,M,VP SC	17		\$523.45
32728	PORTUGAL COVE-ST PHILLIPS L C	09/27/1976	Active	28	7	4	3	12.00%	25	7	0		3	P,S,T,M,VP SC	0		\$539.58
42067	POUCH COVE	12/20/1982	Active	33	7	1	6	22.22%	27	41	0			P,S,T,M,VP SC	0		\$1,198.92
Exc Award (06/30/2023)			Active	21	3	5	-2	-8.70%	23	22	1			P,S,T,M,VP SC	0		\$174.48
37425	RANDOM L C	07/05/1979															



Club Health Assessment for District N 4 through June 2025

			Status	Membership							Reports					Finance		LCIF
Club Number	Club Name	Charter Date		Current Member Count	YTD Members Added	YTD Members Dropped	YTD Net Growth	YTD Net Growth%	Member Count 12 Months Ago	Avg. length of service for dropped members	Months Since Last MMR ***	Yrs. Since Last Officer Report	President Rotation	Vice President Reported *****	Months Since Last Activity Report ***	Account Balance	Donations for current Fiscal Year	
			Number of times on status quo within last two years	If below 15 members appears			If net loss is greater than 20% appears			If no report in 3 months appears in			When more than one year appears in	Number of repeat terms	Notes the officers that do not have an active	If no report at 12 months appears in red		
Exc Award (06/30/2017, 06/30/2019)																		
32931	SOUTHWEST ARM	11/10/1976	Active	44	4	6	-2	-4.35%	46	18	0		2	P,S,T,M,VP SC	0		\$419.40	
Exc Award (06/30/2023)																		
43735	ST BRENDANS	04/05/1984	Active	18	0	1	-1	-5.26%	19	19	8			P,S,T,M,VP SC	8			
13860	ST JOHNS	06/28/1948	Active	33	2	7	-5	-13.16%	38	15	0			P,S,T,M,VP SC	0		\$348.96	
Exc Award (06/30/2023)																		
13861	ST LAWRENCE	05/14/1953	Cancelled(6*)	0	0	5	-5	-100.00%	5	24	0		None	P,S,T,M,VP SC	7			
48047	ST VINCENTS	01/19/1988	Active	9	0	0	0	0.00%	9		10		22	P,S,T,M,VP SC	3			
13866	SUNNYSIDE	02/05/1966	Active	19	1	6	-5	-20.83%	24	10	0			P,S,T,M,VP SC	2			
Exc Award (06/30/2017)																		
46957	TERRENCEVILLE	02/26/1987	Active	18	0	0	0	0.00%	18		2			P,S,T,M,VP SC	0		(\$8.19)	
Exc Award (06/30/2023, 06/30/2024)																		
124240	Torbay	02/25/2015	Active	11	2	6	-4	-26.67%	15	6	4			P,S,T,M,VP SC	0		\$730.13	
29848	TREPASSEY	10/08/1974	Active	20	0	0	0	0.00%	20		8			P,S,T,M,VP SC	0		\$422.34	
13870	VICTORIA	04/23/1973	Active	8	1	2	-1	-11.11%	9	38	0		7	P,S,T,M,VP SC	0			
38298	WATERFORD HOSPITAL L C	04/15/1980	Active	10	0	5	-5	-33.33%	15	12	0		2	P,S,T,M,VP SC	5			
29954	WHITBOURNE	11/25/1974	Active	12	0	3	-3	-20.00%	15	12	7		12	P,S,T,M,VP SC	3			

Clubs Cancelled Previous Fiscal Year – Clubs Cancelled within last 12 months may be reinstated

Club Number	Club Name	Charter Date			Current Status*			Cancellation Date												
146064	Newfoundland & Labrador (NL) Childrens Health	06/03/2021			Cancelled(8*)			12/29/2023												
Current Total Clubs Count	YTD New Clubs Count	YTD Cancelled Clubs Count	YTD Net Club Gain	Current Total Members Count	YTD Add	YTD Drop	YTD Net Growth	YTD Net Growth %	Member Count 12 Months Ago	Average Member Count Per Club	% of Clubs with less than 20 members	% No MMR in 3 Months	% No Officer Report in 12 Months	% of Clubs with balance 90+ days	Number of Clubs in Status Quo	% Status Quo Clubs in Financial Suspension	Number of Cancelled Clubs	Average Cancelled Club Age	Members Lost Due to Cancellation	% of Clubs Cancelled for Non-Financial Reasons
49	1	1	0	1,051	133	153	-20	-1.87%	1,071	21	45%	20%	0%	2%	0	0%	1	75	5	0%



Club Health Assessment for District N 4 through June 2025

			Status	Membership							Reports					Finance	LCIF
Club Number	Club Name	Charter Date		Current Member Count	YTD Members Added	YTD Members Dropped	YTD Net Growth	YTD Net Growth%	Member Count 12 Months Ago	Avg. length of service for dropped members	Months Since Last MMR ***	Yrs. Since Last Officer Report	President Rotation	Vice President Reported ****	Months Since Last Activity Report ***	Account Balance	Donations for current Fiscal Year
			Number of times on status quo within last two years	If below 15 members appears				If net loss is greater than 20% appears			If no report in 3 months appears in	When more than one year appears in	Number of repeat terms	Notes the officers that do not have an active	If no report at 12 months appears in red		

\* - P - Priority Club. Cancellation Reasons: 1-Objectives/conduct, 2-Non-active club, 5-Non-existing club, 6-Disbanding, 7-Merger, 8-Financial Suspension, 9-District/Multiple District Dues.  
\*\* - Abbreviation: P-President, S-Secretary, T-Treasurer, M-Member Chairperson, VP-First Vice President, MC-Communications Chairperson, SC-Service Chairperson  
\*\*\* - Abbreviation: N/R - Never reported using the Lions Clubs website, N/A - Not applicable, No password registered for the Lions Clubs website.  
\*\*\*\* - Abbreviation: N - New, IP - Immediate Past, R - Repeat.





# Club Health Assessment for District U 1 through June 2025

			Status	Membership							Reports					Finance	LCIF
Club Number	Club Name	Charter Date		Current Member Count	YTD Members Added	YTD Members Dropped	YTD Net Growth	YTD Net Growth%	Member Count 12 Months Ago	Avg. length of service for dropped members	Months Since Last MMR ***	Yrs. Since Last Officer Report	President Rotation	Vice President Reported ****	Months Since Last Activity Report ***	Account Balance	Donations for current Fiscal Year
			Number of times on status quo within last two years	If below 15 members appears				If net loss is greater than 20% appears			If no report in 3 months appears in	When more than one year appears in	Number of repeat terms	Notes the officers that do not have an active	If no report at 12 months appears in red		
Clubs less than two years old																	
179512	Argenteuil 2.0	11/12/2024	Active	41	42	1	41	100.00%	0	0	2			P,S,T,M,VP SC	2		
172398	Laval - Difference	06/20/2024	Active	35	17	5	12	52.17%	23	1	0		2	P,S,T,M,VP SC	3		\$296.61
156861	Montreal- Affaires Internationales Plus	01/11/2024	Active	12	5	18	-13	-52.00%	25	1	1			P,S,T,M,VP SC	2		\$1,083.91
Clubs more than two years old																	
14743	AMOS	05/12/1971	Active	13	1	4	-3	-18.75%	16	12	10			P,S,T,M,VP SC	1		
78662	AMOS FEMMES INC	04/02/2004	P- Cancelled(6*)	0	0	5	-5	-100.00%	5	11	9		None	P,S,T,M,VP SC	24+		
126217	Anjou Pour La Vie	11/18/2015	Active	29	3	3	0	0.00%	29	4	0			P,S,T,M,VP SC	0		\$1,028.72
	Exc Award (06/30/2023)																
29615	DEUX-MONTAGNES	06/28/1974	Active	39	7	2	5	14.71%	34	7	4		8	P,S,T,M,VP SC	6		\$323.85
14806	GREENFIELD PARK	05/02/1956	Active	10	1	0	1	11.11%	9		2		3	P,S,T,M,VP SC	1		\$335.79
14807	JOLIETTE	05/04/1970	Active	31	1	3	-2	-6.06%	33	13	0			P,S,T,M,VP SC	1		\$29.06
14746	LA SARRE	11/16/1968	Active	21	2	3	-1	-4.55%	22	10	3			P,S,T,M,VP SC	6		
14808	LACHUTE	11/20/1934	Active	91	3	5	-2	-2.15%	93	2	1			P,S,T,M,VP SC	1		\$2,355.37
	Exc Award (06/30/2018, 06/30/2019, 06/30/20)																
34638	LACOLLE	11/17/1977	Active	13	2	4	-2	-13.33%	15	10	1		7	P,S,T,M,VP SC	1		\$282.92
	Exc Award (06/30/2018)																
14798	LAVAL	06/06/1951	Active	40	6	1	5	14.29%	35	0	2			P,S,T,M,VP SC	0		\$2,337.57
	Exc Award (06/30/2017, 06/30/2023, 06/30/20)																
131423	Laval Renaissance	06/22/2017	Active	72	0	3	-3	-4.00%	75	4	0		2	P,S,T,M,VP SC	7		\$944.97
35561	MACAMIC	05/10/1978	Active	18	0	2	-2	-10.00%	20	25	3			P,S,T,M,VP SC	0		
154842	Mascouche	06/19/2023	Active	21	0	2	-2	-8.70%	23	2	0		4	P,S,T,M,VP SC	3		\$42.95
	Exc Award (06/30/2024)																
44729	MONT LAURIER	03/25/1985	Active	11	0	0	0	0.00%	11		17	1	None	P,S,T,M,VP SC	2		
137547	Montréal - La Toile D'Entraide du Monde	03/19/2019	Active(4)	2	0	0	0	0.00%	2		12		3	P,S,T,M,VP SC	2		
138728	Montreal - Le Pouvoir	06/26/2019	P- Active(2)	7	2	0	2	40.00%	5		2		7	P,S,T,M,VP SC	2		





# Club Health Assessment for District U 1 through June 2025

			Status	Membership							Reports					Finance		LCIF
Club Number	Club Name	Charter Date		Current Member Count	YTD Members Added	YTD Members Dropped	YTD Net Growth	YTD Net Growth%	Member Count 12 Months Ago	Avg. length of service for dropped members	Months Since Last MMR ***	Yrs. Since Last Officer Report	President Rotation	Vice President Reported ****	Months Since Last Activity Report ***	Account Balance	Donations for current Fiscal Year	
			Number of times on status quo within last two years	If below 15 members appears				If net loss is greater than 20% appears			If no report in 3 months appears in	When more than one year appears in	Number of repeat terms	Notes the officers that do not have an active	If no report at 12 months appears in red			
146494	Montreal- Autism Community	06/09/2021	Active	40	14	6	8	25.00%	32	2	0		5	P,S,T,M,VP SC	0		\$170.00	
64291	MONTREAL CEDRES DU LIBAN Exc Award (06/30/2018, 06/30/2023, 06/30/20	05/09/2001	Active	32	5	8	-3	-8.57%	35	6	0			P,S,T,M,VP SC	0		\$1,212.90	
14811	MONTREAL CENTRAL	09/14/1922	Active	15	4	3	1	7.14%	13	7	0		2	P,S,T,M,VP SC	0		\$196.67	
54689	MONTREAL GREATER CHINESE	06/29/1993	Active(2)	12	1	5	-4	-25.00%	16	2	4		8	P,S,T,M,VP SC	0		\$519.49	
153629	Montreal- Hope for Humanity	02/22/2023	Active(3)	7	0	8	-8	-53.33%	15	2	1		3	P,S,T,M,VP SC	8			
136732	Montréal Les Griffons du Kebek	11/07/2018	Active	24	0	3	-3	-11.11%	27	4	0		None	P,S,T,M,VP SC	4	90+ Days		
37807	MONTREAL VILLERAY-SOURDS	12/17/1979	Active	6	0	0	0	0.00%	6		11		4	P,S,T,M,VP SC	3			
14810	MONTREAL WEST ISLAND	03/25/1958	Active	11	1	3	-2	-15.38%	13	20	0			P,S,T,M,VP SC	7			
14812	MONTREAL WESTWARD	11/02/1953	Active(2)	13	3	0	3	30.00%	10		0		6	P,S,T,M,VP SC	0			
14750	NORANDA ROUYN	11/14/1938	Active	4	0	0	0	0.00%	4		11		12	P,S,T,M,VP SC	6			
14814	ORMSTOWN Exc Award (06/30/2018, 06/30/2022)	12/12/1960	Active	31	1	3	-2	-6.06%	33	23	0			P,S,T,M,VP SC	0		\$2,911.60	
14815	REPENTIGNY	04/23/1961	Active	26	1	4	-3	-10.34%	29	20	0			P,S,T,M,VP SC	1			
40231	REPENTIGNY LA SEIGNEURIE	07/13/1981	Active	42	5	6	-1	-2.33%	43	26	0			P,S,T,M,VP SC	0		\$2,142.09	
32521	ST EDOUARD	06/15/1976	Active	30	0	4	-4	-11.76%	34	30	6		9	P,S,T,M,VP SC	3		\$148.32	
14820	ST JEAN SUR RICHELIEU	04/01/1952	Active	30	0	0	0	0.00%	30		14		4	P,S,T,M,VP SC	4			
99677	ST JEROME	06/20/2007	P- Active	9	0	7	-7	-43.75%	16	4	2		None	P,S,T,M,VP SC	0		\$1,105.86	
14821	ST LAMBERT Exc Award (06/30/2023)	12/13/1945	Active	18	0	2	-2	-10.00%	20	20	0		2	P,S,T,M,VP SC	0		\$1,156.34	
49679	ST LAURENT	06/23/1989	Active	20	11	0	11	122.22%	8		1			P,S,T,M,VP SC	0		\$715.37	
43016	ST MATHIEU	09/19/1983	Active	10	0	1	-1	-9.09%	11	41	6		None	P,S,T,M,VP SC	2		\$39.33	
33538	ST-ADOLPHE-D'HOWARD	03/31/1977	Active	12	1	3	-2	-14.29%	14	19	0		4	P,S,T,M,VP SC	1			
33936	TERREBONNE Exc Award (06/30/2022)	05/23/1977	Active	24	5	3	2	9.09%	22	2	0		3	P,S,T,M,VP SC	0		\$7,677.69	



## Club Health Assessment for District U 1 through June 2025

			Status	Membership							Reports				Finance	LCIF	
Club Number	Club Name	Charter Date		Current Member Count	YTD Members Added	YTD Members Dropped	YTD Net Growth	YTD Net Growth%	Member Count 12 Months Ago	Avg. length of service for dropped members	Months Since Last MMR ***	Yrs. Since Last Officer Report	President Rotation	Vice President Reported ****	Months Since Last Activity Report ***	Account Balance	Donations for current Fiscal Year
			Number of times on status quo within last two years	If below 15 members appears				If net loss is greater than 20% appears			If no report in 3 months appears in	When more than one year appears in	Number of repeat terms	Notes the officers that do not have an active	If no report at 12 months appears in red		
14824	THERESE-DE BLAINVILLE Exc Award (06/30/2017)	05/14/1968	Active	25	5	5	0	0.00%	25	9	0		4	P,S,T,M,VP SC	8		\$170.27
53103	VAL D'OR INC	05/18/1992	Active	31	6	3	3	10.71%	28	9	0			P,S,T,M,VP SC	0		\$3,808.16
14754	VAL D'OR METROPOLITAN	03/07/1966	Active	24	3	1	2	9.09%	22	19	0			P,S,T,M,VP SC	1		\$42.95
47386	VERDUN	05/28/1987	Active	30	2	4	-2	-6.25%	32	11	4			P,S,T,M,VP SC	0		\$69.10

Clubs Cancelled Previous Fiscal Year – Clubs Cancelled within last 12 months may be reinstated

Club Number	Club Name	Charter Date	Current Status*	Cancellation Date
152412	Montreal Affaires Internationales	11/30/2022	Cancelled(6*)	09/29/2023
145385	Montreal Endless Youth Vision	03/10/2021	Cancelled(8*)	06/29/2024

Current Total Clubs Count	YTD New Clubs Count	YTD Cancelled Clubs Count	YTD Net Club Gain	Current Total Members Count	YTD Add	YTD Drop	YTD Net Growth	YTD Net Growth %	Member Count 12 Months Ago	Average Member Count Per Club	% of Clubs with less than 20 members	% No MMR in 3 Months	% No Officer Report in 12 Months	% of Clubs with balance 90+ days	Number of Clubs in Status Quo	% Status Quo Clubs in Financial Suspension	Number of Cancelled Clubs	Average Cancelled Club Age	Members Lost Due to Cancellation	% of Clubs Cancelled for Non-Financial Reasons
43	1	1	0	1,032	160	143	17	1.67%	1,013	24	44%	30%	2%	2%	0	0%	1	25	5	0%

\* - P - Priority Club. Cancellation Reasons: 1-Objectives/conduct, 2-Non-active club, 5-Non-existing club, 6-Disbanding, 7-Merger, 8-Financial Suspension, 9-District/Multiple District Dues.

\*\* - Abbreviation: P-President, S-Secretary, T-Treasurer, M-Member Chairperson, VP-First Vice President, MC-Communications Chairperson, SC-Service Chairperson

\*\*\* - Abbreviation: N/R - Never reported using the Lions Clubs website, N/A - Not applicable, No password registered for the Lions Clubs website.

\*\*\*\* - Abbreviation: N - New, IP - Immediate Past, R - Repeat.



# Club Health Assessment for District U 2 through June 2025

			Status	Membership							Reports					Finance		LCIF
Club Number	Club Name	Charter Date		Current Member Count	YTD Members Added	YTD Members Dropped	YTD Net Growth	YTD Net Growth%	Member Count 12 Months Ago	Avg. length of service for dropped members	Months Since Last MMR ***	Yrs. Since Last Officer Report	President Rotation	Vice President Reported ****	Months Since Last Activity Report ***	Account Balance	Donations for current Fiscal Year	
			Number of times on status quo within last two years	If below 15 members appears				If net loss is greater than 20% appears			If no report in 3 months appears in	When more than one year appears in	Number of repeat terms	Notes the officers that do not have appears in an active	If no report at 12 months red			
Clubs less than two years old																		
157525	Québec Beauport	03/21/2024	Active	24	0	0	0	0.00%	24		14		2	P,S,T,M,VP SC	4			
Clubs more than two years old																		
15005	ALMA	05/01/1963	Active	26	4	3	1	4.00%	25	14	1			P,S,T,M,VP SC	1		\$1,112.00	
15008	BAIE ST PAUL	06/22/1970	Active	3	0	0	0	0.00%	3		3		None	P,S,T,M,VP SC	24+			
37681	BREAKEYVILLE	11/14/1979	Active	9	0	6	-6	-40.00%	15	8	0		None	P,S,T,M,VP SC	0		\$171.83	
32522	CAP-ROUGE-St-AUGUSTIN	06/21/1976	Active	28	2	5	-3	-9.68%	31	12	1			P,S,T,M,VP SC	6		\$864.29	
Exc Award (06/30/2021)																		
14880	CHARLESBOURG	01/30/1967	Active	24	0	2	-2	-7.69%	26	4	2		2	P,S,T,M,VP SC	0			
14881	CHARNY	11/30/1966	Active	24	3	4	-1	-4.00%	25	13	0		4	P,S,T,M,VP SC	0		\$7.26	
14745	CHIBOUGAMAU	05/22/1973	Active	19	0	0	0	0.00%	19		3			P,S,T,M,VP SC	1		\$180.00	
Exc Award (06/30/2024)																		
15012	CHICOUTIMI	04/20/1961	Active	39	7	4	3	8.33%	36	39	1			P,S,T,M,VP SC	2		\$2,700.00	
15013	CLERMONT-LA MALBAIE-PNT AU PIC	04/24/1967	Active	23	4	1	3	15.00%	20	36	1		None	P,S,T,M,VP SC	2			
Exc Award (06/30/2017, 06/30/2020)																		
41020	DESCHAMBAULT-GRONDINE S	03/01/1982	Active	16	1	7	-6	-27.27%	22	27	0			P,S,T,M,VP SC	0		\$443.67	
Exc Award (06/30/2017, 06/30/2023)																		
15014	DOLBEAU MISTASSINI	03/24/1971	Active	33	2	0	2	6.45%	31		3			P,S,T,M,VP SC	2		\$39.33	
Exc Award (06/30/2017)																		
15019	JONQUIERE	03/12/1968	Active	18	8	0	8	80.00%	10		2		3	P,S,T,M,VP SC	24+			
48999	LA BAIE NORD	11/08/1988	Active	15	0	1	-1	-6.25%	16	2	3		2	P,S,T,M,VP SC	5		\$55.46	
14890	LA TUQUE	12/01/1970	Active	45	6	1	5	12.50%	40	9	0			P,S,T,M,VP SC	0		\$486.00	
Exc Award (06/30/2018)																		
14892	LAURIER-ST FLAVIEN LC	08/23/1972	Active	28	0	4	-4	-12.50%	32	22	0			P,S,T,M,VP SC	0		\$722.60	
Exc Award (06/30/2017)																		
138835	Les Amis De L'Arche Chaudières Appalaches	06/29/2019	Active	22	4	6	-2	-8.33%	24	3	0			P,S,T,M,VP SC	0		\$951.04	



# Club Health Assessment for District U 2 through June 2025

			Status	Membership							Reports					Finance		LCIF
Club Number	Club Name	Charter Date		Current Member Count	YTD Members Added	YTD Members Dropped	YTD Net Growth	YTD Net Growth%	Member Count 12 Months Ago	Avg. length of service for dropped members	Months Since Last MMR ***	Yrs. Since Last Officer Report	President Rotation	Vice President Reported ****	Months Since Last Activity Report ***	Account Balance	Donations for current Fiscal Year	
			Number of times on status quo within last two years	If below 15 members appears				If net loss is greater than 20% appears			If no report in 3 months appears in	When more than one year appears in	Number of repeat terms	Notes the officers that do not have an active	If no report at 12 months appears in red			
14894	LEVIS	07/13/1945	Active	55	6	7	-1	-1.79%	56	6	0		2	P,S,T,M,VP SC	0		\$2,241.20	
Exc Award (06/30/2017)																		
14896	MONTMAGNY	11/24/1966	Active	20	3	2	1	5.26%	19	18	3			P,S,T,M,VP SC	4			
39412	PONT-ROUGE	02/27/1981	Active	20	3	0	3	17.65%	17		1		3	P,S,T,M,VP SC	0		\$2,138.86	
Exc Award (06/30/2017)																		
146598	Québec Diabète	06/09/2021	Active	18	6	7	-1	-5.26%	19	3	0		5	P,S,T,M,VP SC	0		\$440.97	
85979	QUEBEC LA CITE	03/24/2005	Active	25	2	1	1	4.17%	24	14	0		4	P,S,T,M,VP SC	0			
104348	QUEBEC L'ANCIENNE LORETTE	01/13/2009	Active	30	6	2	4	15.38%	26	23	0		3	P,S,T,M,VP SC	2			
Exc Award (06/30/2017)																		
37931	QUÉBEC LAURENTIEN LES RIVIÈRES	01/09/1980	Active	9	1	3	-2	-18.18%	11	7	0		4	P,S,T,M,VP SC	18			
14897	QUEBEC NORD	06/14/1970	Active	26	3	5	-2	-7.14%	28	9	2		2	P,S,T,M,VP SC	0			
Exc Award (06/30/2018)																		
42287	ROBERVAL	02/22/1983	Active	10	2	2	0	0.00%	10	4	2			P,S,T,M,VP SC	1	90+ Days		
14887	SAINT ROMUALD	12/07/1965	Active	49	17	5	12	32.43%	37	3	0			P,S,T,M,VP SC	0		\$4,267.82	
Exc Award (06/30/2024)																		
14906	SHAWINIGAN	05/11/1973	Active	9	2	1	1	12.50%	8	2	2		12	P,S,T,M,VP SC	0		\$74.03	
14908	SILLERY-STE-FOY-QUEBEC	03/31/1960	Active	41	2	3	-1	-2.38%	42	20	1			P,S,T,M,VP SC	24+		\$1,000.00	
14901	ST AGAPIT	05/20/1968	Active	36	4	1	3	9.09%	33	1	0			P,S,T,M,VP SC	0		\$989.63	
36719	ST APOLLINAIRE	03/09/1979	Active	25	0	4	-4	-13.79%	29	7	0		2	P,S,T,M,VP SC	0		\$1,079.18	
Exc Award (06/30/2023)																		
46640	ST ELZEAR DE BEAUCE	11/17/1986	Active	29	2	2	0	0.00%	29	28	0			P,S,T,M,VP SC	0		\$1,120.55	
45777	ST ETIENNE DE LAUZON	02/04/1986	Active	26	1	1	0	0.00%	26	4	2		2	P,S,T,M,VP SC	1		\$419.40	
15026	ST FELICIEN	04/10/1968	Active	21	4	2	2	10.53%	19	11	0			P,S,T,M,VP SC	1		\$39.33	
Exc Award (06/30/2023)																		
38051	ST JEAN CHRYSOSTOME	02/19/1980	Active	5	0	0	0	0.00%	5		1			P,S,T,M,VP SC	0			
43625	ST RAYMOND	03/12/1984	Cancelled(6*)	0	0	9	-9	-100.00%	9	30	9	1	None	P,S,T,M,VP SC	24+			
Exc Award (06/30/2017)																		



# Club Health Assessment for District U 2 through June 2025

			Status	Membership							Reports				Finance	LCIF	
Club Number	Club Name	Charter Date		Current Member Count	YTD Members Added	YTD Members Dropped	YTD Net Growth	YTD Net Growth%	Member Count 12 Months Ago	Avg. length of service for members	Months Since Last MMR ***	Yrs. Since Last Officer Report	President Rotation	Vice President Reported ****	Months Since Last Activity Report ***	Account Balance	Donations for current Fiscal Year
			Number of times on status quo within last two years	If below 15 members appears				If net loss is greater than 20% appears			If no report in 3 months appears in	When more than one year appears in	Number of repeat terms	Notes the officers that do not have an active	If no report at 12 months appears in red		
14904	STE MARIE	04/10/1967	Active	28	0	2	-2	-6.67%	30	1	0			P,S,T,M,VP SC	0		\$346.92
14905	STE-PERPETUE-DE-L'ISL	05/22/1973	Active	25	4	1	3	13.64%	22	8	4		5	P,S,T,M,VP SC	0		\$1,094.85
38906	TRING-JONCTION, SAINT-FREDERIC, SAINT	09/29/1980	Active	50	9	5	4	8.70%	46	6	0			P,S,T,M,VP SC	0		\$3,476.94
14909	TROIS RIVIERES	09/25/1961	Active	13	1	0	1	8.33%	12		2			P,S,T,M,VP SC	0		\$280.57
14911	VILLE ST GEORGES	01/17/1963	Active	38	1	0	1	2.70%	37		1			P,S,T,M,VP SC	0		\$756.43
Exc Award (06/30/2024)																	

Clubs Cancelled Previous Fiscal Year – Clubs Cancelled within last 12 months may be reinstated

Club Number	Club Name	Charter Date	Current Status*	Cancellation Date
111471	QUEBEC - BEAUPORT - BOISCHATEL	06/24/2011	Cancelled(6*)	05/29/2024
129819	Ste-Brigitte-De-Laval	02/08/2017	Cancelled(6*)	04/29/2024

Current Total Clubs Count	YTD New Clubs Count	YTD Cancelled Clubs Count	YTD Net Club Gain	Current Total Members Count	YTD Add	YTD Drop	YTD Net Growth	YTD Net Growth %	Member Count 12 Months Ago	Average Member Count Per Club	% of Clubs with less than 20 members	% No MMR in 3 Months	% No Officer Report in 12 Months	% of Clubs with balance 90+ days	Number of Clubs in Status Quo	% Status Quo Clubs in Financial Suspension	Number of Cancelled Clubs	Average Cancelled Club Age	Members Lost Due to Cancellation	% of Clubs Cancelled for Non-Financial Reasons
40	0	1	-1	1,004	120	109	11	1.11%	993	25	30%	18%	0%	3%	0	0%	1	61	9	100%

\* - P - Priority Club. Cancellation Reasons: 1-Objectives/conduct, 2-Non-active club, 5-Non-existing club, 6-Disbanding, 7-Merger, 8-Financial Suspension, 9-District/Multiple District Dues.

\*\* - Abbreviation: P-President, S-Secretary, T-Treasurer, M-Member Chairperson, VP-First Vice President, MC-Communications Chairperson, SC-Service Chairperson

\*\*\* - Abbreviation: N/R - Never reported using the Lions Clubs website, N/A - Not applicable, No password registered for the Lions Clubs website.

\*\*\*\* - Abbreviation: N - New, IP - Immediate Past, R - Repeat.



# Club Health Assessment for District U 3 through June 2025

			Status	Membership							Reports					Finance		LCIF
Club Number	Club Name	Charter Date		Current Member Count	YTD Members Added	YTD Members Dropped	YTD Net Growth	YTD Net Growth%	Member Count 12 Months Ago	Avg. length of service for dropped members	Months Since Last MMR ***	Yrs. Since Last Officer Report	President Rotation	Vice President Reported ****	Months Since Last Activity Report ***	Account Balance	Donations for current Fiscal Year	
			Number of times on status quo within last two years	If below 15 members appears				If net loss is greater than 20% appears			If no report in 3 months appears in	When more than one year appears in	Number of repeat terms	Notes the officers that do not have an active	If no report at 12 months appears in red			
Clubs less than two years old																		
158047	Gaspésie Une main pour l'autisme	04/26/2024	Active	21	4	5	-1	-4.55%	22	1	1		2	P,S,T,M,VP SC	5			
Clubs more than two years old																		
15006	AMQUI Exc Award (06/30/2018)	10/27/1966	Active	46	7	2	5	12.20%	41	24	0			P,S,T,M,VP SC	1		\$78.36	
15007	BAIE COMEAU	03/25/1961	Active	44	5	2	3	7.32%	41	51	1			P,S,T,M,VP SC	0		\$2,157.62	
41485	BIC Exc Award (06/30/2020)	06/30/1982	Active	19	3	2	1	5.56%	18	24	0			P,S,T,M,VP SC	0		\$353.36	
35059	CAP D'ESPOIR Exc Award (06/30/2018)	02/21/1978	Active	8	0	0	0	0.00%	8		14		7	P,S,T,M,VP SC	0		\$139.04	
15010	CARLETON Exc Award (06/30/2021)	10/21/1968	Active	15	0	0	0	0.00%	15		3		5	P,S,T,M,VP SC	0		\$392.95	
15011	CHANDLER	01/20/1965	Active	18	5	0	5	38.46%	13		0		7	P,S,T,M,VP SC	6		\$179.86	
15027	DEGELIS	12/11/1967	Active	23	1	0	1	4.55%	22		2			P,S,T,M,VP SC	2			
43232	ESCOUMINS-BERGERONNES	12/06/1983	Active	20	2	2	0	0.00%	20	2	3		None	P,S,T,M,VP SC	3			
15016	GASPE Exc Award (06/30/2023)	01/23/1974	Active	18	2	7	-5	-21.74%	23	9	1			P,S,T,M,VP SC	5			
15017	GRANDE RIVIERE	03/21/1968	Active	5	0	0	0	0.00%	5		19		8	P,S,T,M,VP SC	24+			
30469	GRANDE VALLEE	03/28/1975	Active	20	0	2	-2	-9.09%	22	7	0			P,S,T,M,VP SC	0		\$71.17	
35060	HAVRE ST PIERRE	02/21/1978	Active	29	3	2	1	3.57%	28	7	3		3	P,S,T,M,VP SC	1		\$345.88	
15020	LA POCATIERE	06/29/1966	Active	19	3	1	2	11.76%	17	3	0			P,S,T,M,VP SC	0			
106561	LONGUE RIVE PORTNEUF FORESTVILLE	10/15/2009	Active	27	2	1	1	3.85%	26	7	1		2	P,S,T,M,VP SC	0			
15021	MATANE Exc Award (06/30/2018, 06/30/2019, 06/30/20)	11/08/1966	Active	35	3	2	1	2.94%	34	4	0			P,S,T,M,VP SC	0		\$35.57	
54229	MATANE D'AMOURS Exc Award (06/30/2018)	03/15/1993	Active	22	1	1	0	0.00%	22	14	4		2	P,S,T,M,VP SC	0			
15022	MONT JOLI	01/28/1965	Active	21	2	0	2	10.53%	19		1			P,S,T,M,VP SC	0			




# Club Health Assessment for District U 3 through June 2025

			Status	Membership							Reports					Finance		LCIF
Club Number	Club Name	Charter Date		Current Member Count	YTD Members Added	YTD Members Dropped	YTD Net Growth	YTD Net Growth%	Member Count 12 Months Ago	Avg. length of service for dropped members	Months Since Last MMR ***	Yrs. Since Last Officer Report	President Rotation	Vice President Reported ****	Months Since Last Activity Report ***	Account Balance	Donations for current Fiscal Year	
			Number of times on status quo within last two years	If below 15 members appears					If net loss is greater than 20% appears			If no report in 3 months appears in	When more than one year appears in	Number of repeat terms	Notes the officers that do not have appears in an active	If no report at 12 months red		
40755	MONT LOUIS Exc Award (06/30/2023)	01/27/1982	Active	12	1	1	0	0.00%	12	2	1				P,S,T,M,VP SC	2		
39154	MONT-CARMEL KAM Exc Award (06/30/2018, 06/30/2022)	12/15/1980	Active	14	1	2	-1	-6.67%	15	10	0		2		P,S,T,M,VP SC	0	\$189.27	
40197	MURDOCHVILLE Exc Award (06/30/2024)	06/30/1981	Active	23	3	1	2	9.52%	21	0	0		2		P,S,T,M,VP SC	0	\$424.76	
55498	PABOS LA SEIGNEURIE	04/05/1994	Active(1)	5	0	0	0	0.00%	5		14		4		P,S,T,M,VP SC	7		
84450	PASPEBIAC	11/24/2004	Active	6	0	4	-4	-40.00%	10	5	1				P,S,T,M,VP SC	0		
15023	PORT CARTIER	09/26/1962	Active	17	0	3	-3	-15.00%	20	26	1				P,S,T,M,VP SC	0		
15024	RIMOUSKI Exc Award (06/30/2019, 06/30/2023)	04/05/1961	Active	24	0	7	-7	-22.58%	31	4	2				P,S,T,M,VP SC	2		
15025	RIVIERE DU LOUP Exc Award (06/30/2018)	06/17/1965	Active	35	2	1	1	2.94%	34	23	0				P,S,T,M,VP SC	0		
36451	RIVIERE-AU-RENARD Exc Award (06/30/2018, 06/30/2019)	01/15/1979	Active	26	4	3	1	4.00%	25	8	1				P,S,T,M,VP SC	0	\$20.00	
35180	RIVIERE-OUELLE ST PACOME	03/15/1978	Active	20	1	1	0	0.00%	20	5	0				P,S,T,M,VP SC	0		
15030	SEPT ILES	08/12/1952	Active	30	3	2	1	3.45%	29	10	0				P,S,T,M,VP SC	1	\$1,138.66	
41021	ST ANACLET DE LESSARD Exc Award (06/30/2017, 06/30/2018, 06/30/20)	03/26/1982	Active	38	2	0	2	5.56%	36		1				P,S,T,M,VP SC	1	\$324.04	
13816	ST PIERRE MIQUELON	09/07/1953	Active	28	2	4	-2	-6.67%	30	15	0				P,S,T,M,VP SC	17		
52987	ST PIERRE-MIQUELON AVENIR L C Exc Award (06/30/2024)	04/28/1992	Active	38	5	0	5	15.15%	33		0		3		P,S,T,M,VP SC	0	\$3,925.00	
40012	STE-BLANDINE Exc Award (06/30/2019, 06/30/2023)	06/02/1981	Active	18	4	0	4	28.57%	14		3		4		P,S,T,M,VP SC	1		
30776	ST-GABRIEL Exc Award (06/30/2018, 06/30/2019)	05/06/1975	Active	18	1	0	1	5.88%	17		2				P,S,T,M,VP SC	1		
37156	ST-PASCAL Exc Award (06/30/2023, 06/30/2024)	05/25/1979	Active	22	2	3	-1	-4.35%	23	12	0				P,S,T,M,VP SC	2		



# Club Health Assessment for District U 3 through June 2025

			Status	Membership							Reports					Finance	LCIF
Club Number	Club Name	Charter Date		Current Member Count	YTD Members Added	YTD Members Dropped	YTD Net Growth	YTD Net Growth%	Member Count 12 Months Ago	Avg. length of service for dropped members	Months Since Last MMR ***	Yrs. Since Last Officer Report	President Rotation	Vice President Reported ****	Months Since Last Activity Report ***	Account Balance	Donations for current Fiscal Year
			Number of times on status quo within last two years	If below 15 members appears				If net loss is greater than 20% appears			If no report in 3 months appears in	When more than one year appears in	Number of repeat terms	Notes the officers that do not have an active	If no report at 12 months appears in red		

Clubs Cancelled Previous Fiscal Year – Clubs Cancelled within last 12 months may be reinstated

Club Number	Club Name	Charter Date	Current Status*	Cancellation Date
15018	HAUTERIVE	04/22/1967	Cancelled(6*)	07/29/2023

Current Total Clubs Count	YTD New Clubs Count	YTD Cancelled Clubs Count	YTD Net Club Gain	Current Total Members Count	YTD Add	YTD Drop	YTD Net Growth	YTD Net Growth %	Member Count 12 Months Ago	Average Member Count Per Club	% of Clubs with less than 20 members	% No MMR in 3 Months	% No Officer Report in 12 Months	% of Clubs with balance 90+ days	Number of Clubs in Status Quo	% Status Quo Clubs in Financial Suspension	Number of Cancelled Clubs	Average Cancelled Club Age	Members Lost Due to Cancellation	% of Clubs Cancelled for Non-Financial Reasons
35	0	0	0	784	74	61	13	1.69%	771	22	40%	23%	0%	0%	0	0%	0	0	0	0%

\* - P - Priority Club. Cancellation Reasons: 1-Objectives/conduct, 2-Non-active club, 5-Non-existing club, 6-Disbanding, 7-Merger, 8-Financial Suspension, 9-District/Multiple District Dues.

\*\* - Abbreviation: P-President, S-Secretary, T-Treasurer, M-Member Chairperson, VP-First Vice President, MC-Communications Chairperson, SC-Service Chairperson

\*\*\* - Abbreviation: N/R - Never reported using the Lions Clubs website, N/A - Not applicable, No password registered for the Lions Clubs website.

\*\*\*\* - Abbreviation: N - New, IP - Immediate Past, R - Repeat.





# Club Health Assessment for District U 4 through June 2025

			Status	Membership							Reports					Finance	LCIF
Club Number	Club Name	Charter Date		Current Member Count	YTD Members Added	YTD Members Dropped	YTD Net Growth	YTD Net Growth%	Member Count 12 Months Ago	Avg. length of service for dropped members	Months Since Last MMR ***	Yrs. Since Last Officer Report	President Rotation	Vice President Reported ****	Months Since Last Activity Report ***	Account Balance	Donations for current Fiscal Year
			Number of times on status quo within last two years	If below 15 members appears				If net loss is greater than 20% appears			If no report in 3 months appears in	When more than one year appears in	Number of repeat terms	Notes the officers that do not have appears in an active	If no report at 12 months red		
Clubs more than two years old																	
14877	ACTON VALE	07/19/1956	Active	33	3	6	-3	-8.33%	36	11	0			P,S,T,M,VP SC	0		\$542.89
Exc Award (06/30/2017)																	
14879	BEAURIVAGE	10/03/1973	Active	5	0	0	0	0.00%	5		0		4	P,S,T,M,VP SC	16		
14801	BOUCHERVILLE	01/26/1961	Active	12	0	0	0	0.00%	12		2		4	P,S,T,M,VP SC	2		\$523.45
36322	BROUGHTON L C	12/07/1978	Active	14	1	4	-3	-17.65%	17	27	1		3	P,S,T,M,VP SC	0		\$203.23
14882	COATICOOK	09/29/1941	Active	34	2	3	-1	-2.86%	35	11	0			P,S,T,M,VP SC	0	90+ Days	\$1,460.26
38050	COMPTON	02/08/1980	Active	26	1	4	-3	-10.34%	29	14	0			P,S,T,M,VP SC	0		
53036	COOKSHIRE-EATON	05/01/1992	Active	12	0	1	-1	-7.69%	13	7	0			P,S,T,M,VP SC	0		\$256.58
14883	COWANSVILLE	09/11/1945	Active	27	1	0	1	3.85%	26		7			P,S,T,M,VP SC	5		\$1,313.88
14885	DRUMMONDVILLE	02/15/1961	Active	26	0	3	-3	-10.34%	29	9	0		None	P,S,T,M,VP SC	1		
97415	EAST ANGUS	06/28/2006	Active	20	1	0	1	5.26%	19		0		6	P,S,T,M,VP SC	6		\$14.49
116365	EASTMAN - MEMPHRE OUEST	04/04/2012	Active	9	1	1	0	0.00%	9	13	0			P,S,T,M,VP SC	3		\$85.91
43875	GRANBY	05/07/1984	Active	23	6	8	-2	-8.00%	25	6	0			P,S,T,M,VP SC	0		\$560.66
Exc Award (06/30/2019, 06/30/2023)																	
32363	HAM-NORD	06/09/1976	Active	30	8	4	4	15.38%	26	5	4			P,S,T,M,VP SC	1		\$216.78
Exc Award (06/30/2024)																	
14889	KNOWLTON	03/19/1956	Active	25	8	2	6	31.58%	19	6	1			P,S,T,M,VP SC	1		
Exc Award (06/30/2017, 06/30/2020)																	
36575	LAC DROLET	02/09/1979	Active	18	1	3	-2	-10.00%	20	16	0		2	P,S,T,M,VP SC	0		\$132.28
Exc Award (06/30/2018)																	
14891	LAC MEGANTIC	10/14/1954	Active	27	1	2	-1	-3.57%	28	30	0			P,S,T,M,VP SC	3		
30048	LEEDS	12/26/1974	Active	11	3	4	-1	-8.33%	12	16	1			P,S,T,M,VP SC	3		
102073	NOTRE DAME DES BOIS	05/20/2008	Active	20	6	7	-1	-4.76%	21	6	0		2	P,S,T,M,VP SC	2		
Exc Award (06/30/2023)																	
37225	PLESSISVILLE	06/18/1979	Active(1)	10	0	0	0	0.00%	10		8			P,S,T,M,VP SC	0		\$146.16



# Club Health Assessment for District U 4 through June 2025

			Status		Membership						Reports					Finance		LCIF		
Club Number	Club Name	Charter Date		Current Member Count	YTD Members Added	YTD Members Dropped	YTD Net Growth	YTD Net Growth%	Member Count 12 Months Ago	Avg. length of service for dropped members	Months Since Last MMR ***	Yrs. Since Last Officer Report	President Rotation	Vice President Reported ****	Months Since Last Activity Report ***	Account Balance	Donations for current Fiscal Year			
			Number of times on status quo within last two years	If below 15 members appears					If net loss is greater than 20% appears			If no report in 3 months appears in	When more than one year appears in	Number of repeat terms	Notes the officers that do not have an active	If no report at 12 months appears in red				
40517	PRINCEVILLE	11/09/1981	Active	12	1	0	1	9.09%	11		9		2	P,S,T,M,VP SC	3		\$575.00			
14900	RICHMOND MELBOURNE	03/03/1966	Active	13	1	0	1	8.33%	12		1			P,S,T,M,VP SC	0					
14907	SHERBROOKE	10/30/1940	Active	17	1	3	-2	-10.53%	19	5	0		2	P,S,T,M,VP SC	0		\$2,094.22			
14817	ST BRUNO DE MONTARVLE	06/19/1968	Active	5	0	0	0	0.00%	5		14		13	P,S,T,M,VP SC	3					
14818	ST HYACINTHE	02/12/1959	Active	2	0	0	0	0.00%	2		9		10	P,S,T,M,VP SC	0					
Exc Award (06/30/2017)																				
32733	ST ROMAIN	09/27/1976	Active(1)	10	2	0	2	25.00%	8		0		2	P,S,T,M,VP SC	4					
36211	ST SYLVESTRE	11/07/1978	Active	16	0	2	-2	-11.11%	18	24	2			P,S,T,M,VP SC	1					
Exc Award (06/30/2023)																				
47576	STE JULIE DE VERCHERES	06/29/1987	Active	16	4	1	3	23.08%	13	16	1		3	P,S,T,M,VP SC	1		\$42.64			
37808	STORNOWAY	12/28/1979	Active	23	0	0	0	0.00%	23		5			P,S,T,M,VP SC	0		\$42.95			
51829	ST-SEBASTIEN	06/28/1991	Active	8	0	3	-3	-27.27%	11	27	3			P,S,T,M,VP SC	0		\$85.90			
42412	THETFORD-MINES	03/17/1983	Active	0	0	4	-4	-100.00%	4	27	0		None	P,S,T,M,VP SC	4					
14913	WARWICK	06/04/1969	Active	39	3	2	1	2.63%	38	9	0			P,S,T,M,VP SC	0		\$862.85			
14914	WEEDON	12/26/1973	Cancelled(6*)	0	0	13	-13	-100.00%	13	21	9	1	None	P,S,T,M,VP SC	18					
Exc Award (06/30/2023)																				
Current Total Clubs Count	YTD New Clubs Count	YTD Cancelled Clubs Count	YTD Net Club Gain	Current Total Members Count	YTD Add	YTD Drop	YTD Net Growth	YTD Net Growth %	Member Count 12 Months Ago	Average Member Count Per Club	% of Clubs with less than 20 members	% No MMR in 3 Months	% No Officer Report in 12 Months	% of Clubs with balance 90+ days	Number of Clubs in Status Quo	% Status Quo Clubs in Financial Suspension	Number of Cancelled Clubs	Average Cancelled Club Age	Members Lost Due to Cancellation	% of Clubs Cancelled for Non-Financial Reasons
31	0	1	-1	543	55	80	-25	-4.40%	568	18	58%	26%	0%	3%	0	0%	1	51	13	100%

\* - P - Priority Club. Cancellation Reasons: 1-Objectives/conduct, 2-Non-active club, 5-Non-existing club, 6-Disbanding, 7-Merger, 8-Financial Suspension, 9-District/Multiple District Dues.

\*\* - Abbreviation: P-President, S-Secretary, T-Treasurer, M-Member Chairperson, VP-First Vice President, MC-Communications Chairperson, SC-Service Chairperson

\*\*\* - Abbreviation: N/R - Never reported using the Lions Clubs website, N/A - Not applicable, No password registered for the Lions Clubs website.

\*\*\*\* - Abbreviation: N - New, IP - Immediate Past, R - Repeat.



# Club Health Assessment for District C 1 through June 2025

			Status	Membership							Reports					Finance	LCIF
Club Number	Club Name	Charter Date		Current Member Count	YTD Members Added	YTD Members Dropped	YTD Net Growth	YTD Net Growth%	Member Count 12 Months Ago	Avg. length of service for dropped members	Months Since Last MMR ***	Yrs. Since Last Officer Report	President Rotation	Vice President Reported ****	Months Since Last Activity Report ***	Account Balance	Donations for current Fiscal Year
			Number of times on status quo within last two years	If below 15 members appears				If net loss is greater than 20% appears			If no report in 3 months appears in	When more than one year appears in	Number of repeat terms	Notes the officers that do not have an active	If no report at 12 months red		
Clubs more than two years old																	
29771	ALBERTA BEACH & DISTRICT	08/30/1974	Active	27	4	3	1	3.85%	26	10	0		4	P,S,T,M,VP SC	2		\$722.60
13177	ALIX	04/01/1971	Active	9	0	1	-1	-10.00%	10	2	9		4	P,S,T,M,VP SC	0		
13179	ANDREW	12/04/1946	Active	17	2	1	1	6.25%	16	1	2		7	P,S,T,M,VP SC	24+		
12988	ATHABASCA	06/02/1966	Active	19	1	2	-1	-5.00%	20	18	0			P,S,T,M,VP SC	9		\$315.55
39039	BAWLF & DISTRICT L C	11/11/1980	Active(1)	17	0	3	-3	-15.00%	20	27	5		7	P,S,T,M,VP SC	2		
31926	BEAUMONT & DISTRICT L C	03/22/1976	Active	15	3	4	-1	-6.25%	16	26	3		2	P,S,T,M,VP SC	4	90+ Days	
41479	BLACKFOOT & DISTRICT L C	06/04/1982	Active(1)	10	0	0	0	0.00%	10		9		2	P,S,T,M,VP SC	N/R		
142210	Blindman Valley	08/06/2020	Active	21	1	6	-5	-19.23%	26	11	0			P,S,T,M,VP SC	4		
Exc Award (06/30/2021)																	
13184	BONNYVILLE	09/09/1970	Active	4	0	3	-3	-42.86%	7	19	0			P,S,T,M,VP SC	N/R		
13185	BOYLE	04/17/1968	Active	13	8	3	5	62.50%	8	20	0			P,S,T,M,VP SC	0		
13186	BRUDERHEIM	06/30/1972	Active	12	2	3	-1	-7.69%	13	10	2		3	P,S,T,M,VP SC	7		\$2,023.08
39271	BUSBY & DISTRICT L C	01/20/1981	Active	14	1	3	-2	-12.50%	17	17	1			P,S,T,M,VP SC	0		
105444	CAMROSE SWANS AND ROSES	05/26/2009	Active	19	1	1	0	0.00%	19	1	2		2	P,S,T,M,VP SC	0		
13190	CHIPMAN	06/11/1953	Active	24	1	0	1	4.35%	23		0		6	P,S,T,M,VP SC	17		\$208.28
Exc Award (06/30/2023)																	
33213	CLIVE	01/21/1977	Active	9	2	3	-1	-10.00%	10	9	0		None	P,S,T,M,VP SC	0		
13192	CONSORT	05/05/1972	Active	19	1	1	0	0.00%	19	53	3		5	P,S,T,M,VP SC	3	90+ Days	\$556.21
12994	DEVON	09/29/1949	Active	55	9	9	0	0.00%	55	16	0			P,S,T,M,VP SC	2		\$1,077.10
12995	DRAYTON VALLEY	11/05/1957	Active	16	2	0	2	14.29%	14		2			P,S,T,M,VP SC	0		\$724.29
13197	ECKVILLE	04/25/1946	Active	17	0	0	0	0.00%	17		12		3	P,S,T,M,VP SC	22		
53588	EDMONTON AUTISM	08/19/1992	Active	15	8	2	6	66.67%	9	3	1		4	P,S,T,M,VP SC	3		
37799	EDMONTON CHINESE	12/17/1979	Active	31	5	2	3	10.71%	28	7	7		3	P,S,T,M,VP SC	12		\$1,640.87
12996	EDMONTON HOST	06/14/1929	Active	53	4	8	-4	-7.02%	57	9	0			P,S,T,M,VP SC	3		\$10,416.60



# Club Health Assessment for District C 1 through June 2025

			Status	Membership							Reports					Finance	LCIF
Club Number	Club Name	Charter Date		Current Member Count	YTD Members Added	YTD Members Dropped	YTD Net Growth	YTD Net Growth%	Member Count 12 Months Ago	Avg. length of service for dropped members	Months Since Last MMR ***	Yrs. Since Last Officer Report	President Rotation	Vice President Reported ****	Months Since Last Activity Report ***	Account Balance	Donations for current Fiscal Year
			Number of times on status quo within last two years	If below 15 members appears				If net loss is greater than 20% appears			If no report in 3 months appears in	When more than one year appears in	Number of repeat terms	Notes the officers that do not have an active	If no report at 12 months appears in red		
124891	Edmonton Inner City	05/21/2015	Active	11	0	0	0	0.00%	11		25		4	P,S,T,M,VP SC	24+		
78657	EDMONTON KOREAN	04/02/2004	Active	21	4	8	-4	-16.00%	25	3	1		None	P,S,T,M,VP SC	24+		
33320	EDMONTON MILLWOODS	02/14/1977	Active	9	4	5	-1	-10.00%	10	21	7			P,S,T,M,VP SC	1		\$3,614.27
Exc Award (06/30/2023)																	
54593	EDMONTON MILLWOODS BREAKFAST	06/14/1993	Active	15	0	3	-3	-16.67%	18	8	4		7	P,S,T,M,VP SC	24+		
12999	EDMONTON NORTHGATE	03/30/1966	Active(1)	22	0	2	-2	-8.33%	24	17	3			P,S,T,M,VP SC	24+		\$72.26
13000	EDMONTON SOUTH EDMONTON	05/07/1954	Active	13	0	0	0	0.00%	13		10		None	P,S,T,M,VP SC	24+		
13001	EDMONTON SOUTHGATE	03/21/1966	Active	16	3	0	3	23.08%	13		4		3	P,S,T,M,VP SC	20		
48156	EDMONTON THE CITY OF CHAMPIONS	02/15/1988	Active	17	0	0	0	0.00%	17		8			P,S,T,M,VP SC	24+		
13003	EDSON	11/14/1957	Active	12	6	1	5	71.43%	7	0	1			P,S,T,M,VP SC	0		
13198	ELK POINT & DISTRICT L C	11/12/1970	Active	28	5	0	5	21.74%	23		1			P,S,T,M,VP SC	24+		
13005	FAIRVIEW DISTRICT	11/10/1971	Active	14	0	0	0	0.00%	14		8		2	P,S,T,M,VP SC	2		
13199	FORESTBURG	02/16/1961	Active	11	1	0	1	10.00%	10		3		2	P,S,T,M,VP SC	24+		
13201	FORT SASKATCHEWAN	11/26/1948	Active	32	2	4	-2	-5.88%	34	21	0		2	P,S,T,M,VP SC	2		
56810	FOX CREEK	04/20/1995	Active(1)	8	0	0	0	0.00%	8		16		3	P,S,T,M,VP SC	24+		
36706	FT MCMURRAY TARSANDS	03/08/1979	Active	13	0	0	0	0.00%	13		4		2	P,S,T,M,VP SC	4		
30468	GALAHAD	03/31/1975	Active	18	0	0	0	0.00%	18		8			P,S,T,M,VP SC	2		\$36.13
13202	GRAND CENTRE	09/18/1970	Active	24	3	3	0	0.00%	24	13	0		None	P,S,T,M,VP SC	0		
13010	GRANDE PRAIRIE	05/09/1957	Active	18	6	3	3	20.00%	15	1	0			P,S,T,M,VP SC	0		\$35.86
13045	HUDSON HOPE	04/27/1967	Active	11	0	0	0	0.00%	11		16		2	P,S,T,M,VP SC	3		
13205	HUGHENDEN	03/27/1946	Active	31	1	2	-1	-3.13%	32	11	6		10	P,S,T,M,VP SC	24+		
13017	JASPER	03/12/1970	Active(1)	12	0	2	-2	-14.29%	14	9	7		10	P,S,T,M,VP SC	2		
13208	KILLAM	03/08/1967	Active	25	0	3	-3	-10.71%	28	8	1		2	P,S,T,M,VP SC	24+		
30126	Kirriemuir Altario & Compeer (K.A.C.) LIONS CLUB	01/20/1975	Active	15	0	0	0	0.00%	15		24		3	P,S,T,M,VP SC	N/R		



# Club Health Assessment for District C 1 through June 2025

			Status	Membership							Reports					Finance		LCIF
Club Number	Club Name	Charter Date		Current Member Count	YTD Members Added	YTD Members Dropped	YTD Net Growth	YTD Net Growth%	Member Count 12 Months Ago	Avg. length of service for dropped members	Months Since Last MMR ***	Yrs. Since Last Officer Report	President Rotation	Vice President Reported ****	Months Since Last Activity Report ***	Account Balance	Donations for current Fiscal Year	
			Number of times on status quo within last two years	If below 15 members appears				If net loss is greater than 20% appears			If no report in 3 months appears in	When more than one year appears in	Number of repeat terms	Notes the officers that do not have appears in an active	If no report at 12 months red			
117089	LAC LA BICHE	06/04/2012	Active(2)	5	5	0	5	100.00%	0		9			P,S,T,M,VP SC	N/R			
13211	LAMONT	01/30/1957	Active	16	0	0	0	0.00%	16		6			P,S,T,M,VP SC	1			
	Exc Award (06/30/2023)																	
13018	LEDUC	04/11/1946	Active	66	9	4	5	8.20%	61	17	2			P,S,T,M,VP SC	0			
36973	LEDUC BREAKFAST	04/27/1979	Active	4	0	2	-2	-33.33%	6	13	3		16	P,S,T,M,VP SC	N/R			
32901	LEGAL	10/29/1976	Active	8	3	3	0	0.00%	8	4	0			P,S,T,M,VP SC	1			
	Exc Award (06/30/2021)																	
29116	MILLET & DISTRICT	04/03/1974	Active	54	4	3	1	1.89%	53	1	0		None	P,S,T,M,VP SC	1		\$99.49	
13022	MORINVILLE	04/22/1949	Active	26	8	1	7	36.84%	19	25	0		6	P,S,T,M,VP SC	0			
13004	PEMBINA VALLEY AND DISTRICT	02/21/1973	Active	9	0	2	-2	-18.18%	11	32	0		5	P,S,T,M,VP SC	1			
13027	PIGEON LAKE L C	06/08/1972	Active	14	1	0	1	7.69%	13		6		3	P,S,T,M,VP SC	24+			
13213	PONOKA	11/14/1948	Active	17	7	2	5	41.67%	12	7	1		3	P,S,T,M,VP SC	0	90+ Days		
13215	RADWAY	04/19/1949	Active	18	4	0	4	28.57%	14		5		2	P,S,T,M,VP SC	0			
13216	RED DEER CENTRAL	09/01/1938	Active	29	3	3	0	0.00%	29	24	0		2	P,S,T,M,VP SC	1		\$100.00	
13218	REDWATER	11/20/1950	Active	16	2	1	1	6.67%	15	30	6		2	P,S,T,M,VP SC	5			
	Exc Award (06/30/2023)																	
13219	RIMBEY	05/03/1946	Active	45	8	6	2	4.65%	43	24	0		2	P,S,T,M,VP SC	24+			
13220	ROCKY MOUNTAIN HOUSE	11/30/1967	Active(1)	17	5	2	3	21.43%	14	3	0			P,S,T,M,VP SC	4	90+ Days		
31554	RYCROFT and DISTRICT L C	01/26/1976	Active	9	0	1	-1	-10.00%	10	27	2		2	P,S,T,M,VP SC	2			
13221	RYLEY	08/08/1962	Active	11	0	0	0	0.00%	11		12		11	P,S,T,M,VP SC	1			
55561	SEDGEWICK	04/19/1994	Active	17	3	0	3	21.43%	14		1			P,S,T,M,VP SC	24+			
13224	SMOKY LAKE	10/30/1947	Active(1)	16	0	6	-6	-27.27%	22	10	1			P,S,T,M,VP SC	3		\$13.96	
	Exc Award (06/30/2023)																	
13034	SPRUCE GROVE & DIST	03/04/1968	Active(2)	11	3	0	3	37.50%	8		3			P,S,T,M,VP SC	1			
36319	SPRUCE VIEW & DISTRICT L C	12/15/1978	Active	20	5	2	3	17.65%	17	28	3			P,S,T,M,VP SC	0		\$208.28	
13030	ST ALBERT BREAKFAST	07/22/1969	Active	11	0	0	0	0.00%	11		12			P,S,T,M,VP SC	1		\$999.77	




# Club Health Assessment for District C 1 through June 2025

			Status	Membership							Reports					Finance	LCIF
Club Number	Club Name	Charter Date		Current Member Count	YTD Members Added	YTD Members Dropped	YTD Net Growth	YTD Net Growth%	Member Count 12 Months Ago	Avg. length of service for dropped members	Months Since Last MMR ***	Yrs. Since Last Officer Report	President Rotation	Vice President Reported ****	Months Since Last Activity Report ***	Account Balance	Donations for current Fiscal Year
			Number of times on status quo within last two years	If below 15 members appears				If net loss is greater than 20% appears			If no report in 3 months appears in	When more than one year appears in	Number of repeat terms	Notes the officers that do not have appears in an active	If no report at 12 months red		
13029	ST ALBERT HOST	11/25/1951	Active	28	0	1	-1	-3.45%	29	29	3		2	P,S,T,M,VP SC	1		\$1,585.35
	Exc Award (06/30/2023, 06/30/2024)																
13223	ST PAUL	05/11/1970	Active	13	0	4	-4	-23.53%	17	27	2		None	P,S,T,M,VP SC	24+		
13035	STONY PLAIN	09/06/1957	Active	27	2	2	0	0.00%	27	12	0		2	P,S,T,M,VP SC	1		\$3,597.22
	Exc Award (06/30/2017)																
13227	SYLVAN LAKE & DIST	07/01/1954	Active	35	7	5	2	6.06%	33	7	0		2	P,S,T,M,VP SC	0		\$69.43
	Exc Award (06/30/2016)																
13228	THORHILD	04/24/1950	Active	9	1	1	0	0.00%	9	45	2		8	P,S,T,M,VP SC	1		
	Exc Award (06/30/2023)																
116631	THORSBY & DISTRICT	04/23/2012	Active	17	4	5	-1	-5.56%	18	5	1		3	P,S,T,M,VP SC	24+		
13229	TOFIELD	11/22/1954	Active	11	0	0	0	0.00%	11		14		3	P,S,T,M,VP SC	N/R		
43732	TUMBLER RIDGE	04/13/1984	Active	34	3	1	2	6.25%	32	18	2		2	P,S,T,M,VP SC	4		
13230	TWO HILLS	04/18/1961	Active	20	3	2	1	5.26%	19	1	1		None	P,S,T,M,VP SC	2		
13231	VEGREVILLE	10/14/1947	Active	7	0	0	0	0.00%	7		1		2	P,S,T,M,VP SC	4		
33173	VERMILION	12/31/1976	Active	19	1	2	-1	-5.00%	20	23	2			P,S,T,M,VP SC	24+		
13233	VIKING	04/04/1968	Active	25	0	6	-6	-19.35%	31	25	0			P,S,T,M,VP SC	24+		
36705	VIMY & DIST LC	03/07/1979	Active	14	0	4	-4	-22.22%	18	9	2		2	P,S,T,M,VP SC	1		
	Exc Award (06/30/2024)																
13039	WABAMUN & DISTRICT L C	02/05/1971	Active	7	0	3	-3	-30.00%	10	8	0		15	P,S,T,M,VP SC	0		\$1,000.00
61035	WABASCA-DESMARAIS	07/23/1998	Active	14	0	0	0	0.00%	14		24		3	P,S,T,M,VP SC	24+		
13236	WASKATENAU	10/20/1970	Active	8	0	0	0	0.00%	8		1		14	P,S,T,M,VP SC	24+		
13237	WETASKIWIN	01/09/1958	Active	26	3	0	3	13.04%	23		5		3	P,S,T,M,VP SC	24+	90+ Days	\$694.28
13041	WHITECOURT	06/04/1957	Active	8	0	3	-3	-27.27%	11	23	0			P,S,T,M,VP SC	N/R		
13238	WINFIELD	05/20/1964	Active	15	3	1	2	15.38%	13	7	2			P,S,T,M,VP SC	1		
13047	YELLOWKNIFE	11/26/1964	Active	5	0	0	0	0.00%	5		54		15	P,S,T,M,VP SC	24+		



# Club Health Assessment for District C 1 through June 2025

			Status	Membership							Reports					Finance	LCIF
Club Number	Club Name	Charter Date		Current Member Count	YTD Members Added	YTD Members Dropped	YTD Net Growth	YTD Net Growth%	Member Count 12 Months Ago	Avg. length of service for dropped members	Months Since Last MMR ***	Yrs. Since Last Officer Report	President Rotation	Vice President Reported ****	Months Since Last Activity Report ***	Account Balance	Donations for current Fiscal Year
			Number of times on status quo within last two years	If below 15 members appears			If net loss is greater than 20% appears				If no report in 3 months appears in	When more than one year appears in	Number of repeat terms	Notes the officers that do not have an active	If no report at 12 months appears in		

Clubs Cancelled Previous Fiscal Year – Clubs Cancelled within last 12 months may be reinstated

Club Number	Club Name	Charter Date	Current Status*	Cancellation Date
12997	EDMONTON JOLLY FELLOWS	02/11/1969	Cancelled(8*)	06/29/2024
31929	LOUGHEED & DISTRICT L C	03/23/1976	Cancelled(8*)	12/29/2023

Current Total Clubs Count	YTD New Clubs Count	YTD Cancelled Clubs Count	YTD Net Club Gain	Current Total Members Count	YTD Add	YTD Drop	YTD Net Growth	YTD Net Growth %	Member Count 12 Months Ago	Average Member Count Per Club	% of Clubs with less than 20 members	% No MMR in 3 Months	% No Officer Report in 12 Months	% of Clubs with balance 90+ days	Number of Clubs in Status Quo	% Status Quo Clubs in Financial Suspension	Number of Cancelled Clubs	Average Cancelled Club Age	Members Lost Due to Cancellation	% of Clubs Cancelled for Non-Financial Reasons
87	0	0	0	1,613	187	172	15	0.94%	1,599	19	70%	44%	0%	6%	0	0%	0	0	0	0%

\* - P - Priority Club. Cancellation Reasons: 1-Objectives/conduct, 2-Non-active club, 5-Non-existing club, 6-Disbanding, 7-Merger, 8-Financial Suspension, 9-District/Multiple District Dues.

\*\* - Abbreviation: P-President, S-Secretary, T-Treasurer, M-Member Chairperson, VP-First Vice President, MC-Communications Chairperson, SC-Service Chairperson

\*\*\* - Abbreviation: N/R - Never reported using the Lions Clubs website, N/A - Not applicable, No password registered for the Lions Clubs website.

\*\*\*\* - Abbreviation: N - New, IP - Immediate Past, R - Repeat.





# Club Health Assessment for District C 2 through June 2025

			Status	Membership							Reports					Finance		LCIF
Club Number	Club Name	Charter Date		Current Member Count	YTD Members Added	YTD Members Dropped	YTD Net Growth	YTD Net Growth%	Member Count 12 Months Ago	Avg. length of service for dropped members	Months Since Last MMR ***	Yrs. Since Last Officer Report	President Rotation	Vice President Reported ****	Months Since Last Activity Report ***	Account Balance	Donations for current Fiscal Year	
			Number of times on status quo within last two years	If below 15 members appears					If net loss is greater than 20% appears			If no report in 3 months appears in	When more than one year appears in	Number of repeat terms	Notes the officers that do not have appears in an active	If no report at 12 months red		
Clubs less than two years old																		
156609	Calgary Connect	01/12/2024	Active	48	13	11	2	4.35%	46	1	0		2	P,S,T,M,VP SC	1		\$62.82	
181816	Calgary Heart	05/28/2025	Newly Chartered	22	22	0	22	100.00%	0		1			P,S,T,M,VP SC	N/R			
182218	Calgary Hongkongers	06/05/2025	Newly Chartered	20	20	0	20	100.00%	0		0			P,S,T,M,VP SC	N/R			
181522	Calgary Khalsa	04/09/2025	Newly Chartered	21	21	0	21	100.00%	0		2			P,S,T,M,VP SC	N/R			
171418	Cowboy Trail	05/15/2024	Active	30	6	1	5	20.00%	25	0	0		2	P,S,T,M,VP SC	0		\$786.64	
Clubs more than two years old																		
13131	AIRDRIE	02/25/1965	Active	11	1	2	-1	-8.33%	12	59	0			P,S,T,M,VP SC	0			
13132	ARROWWOOD	05/24/1955	Active	20	2	5	-3	-13.04%	23	26	3			P,S,T,M,VP SC	4			
13134	BEARSPAW	07/23/1953	Active	24	5	8	-3	-11.11%	27	16	0			P,S,T,M,VP SC	0			
13135	BEISEKER	05/15/1945	Active	23	2	3	-1	-4.17%	24	28	0		2	P,S,T,M,VP SC	3			
13136	BLACKIE	04/07/1966	Active	29	0	9	-9	-23.68%	38	29	2		2	P,S,T,M,VP SC	5			
13119	BLAIRMORE	10/20/1944	Active	49	11	4	7	16.67%	42	3	1		2	P,S,T,M,VP SC	1		\$346.92	
13072	BOW ISLAND	09/11/1953	Active	9	0	0	0	0.00%	9		5		14	P,S,T,M,VP SC	24+			
13137	BOWDEN	03/09/1973	Active	6	0	0	0	0.00%	6		14		6	P,S,T,M,VP SC	8			
13138	BOWNESS	09/24/1948	Active	13	4	12	-8	-38.10%	21	21	0			P,S,T,M,VP SC	0		\$148.32	
13139	CALGARY	01/30/1929	Active	18	1	10	-9	-33.33%	27	10	0		2	P,S,T,M,VP SC	24+			
36206	CALGARY CHINATOWN	11/02/1978	Active	37	2	0	2	5.71%	35		10			P,S,T,M,VP SC	22			
13157	CALGARY EASTPORT	05/10/1956	Active	17	8	4	4	30.77%	13	8	2		2	P,S,T,M,VP SC	0		\$314.68	
45099	CALGARY FILIPINO	06/27/1985	Active	43	3	9	-6	-12.24%	49	9	0			P,S,T,M,VP SC	0		\$2,167.81	
Exc Award (06/30/2018, 06/30/2024)																		
33321	CALGARY HERITAGE	02/23/1977	Active	16	2	1	1	6.67%	15	49	0			P,S,T,M,VP SC	0		\$2,097.01	
78751	CALGARY KOREAN	04/09/2004	Active(1)	24	8	0	8	50.00%	16		5			P,S,T,M,VP SC	10		(\$268.16)	
13143	CALGARY NORTH HILL	06/19/1953	Active	48	6	5	1	2.13%	47	11	1			P,S,T,M,VP SC	0		\$4,345.54	






# Club Health Assessment for District C 2 through June 2025

			Status	Membership							Reports					Finance		LCIF
Club Number	Club Name	Charter Date		Current Member Count	YTD Members Added	YTD Members Dropped	YTD Net Growth	YTD Net Growth%	Member Count 12 Months Ago	Avg. length of service for dropped members	Months Since Last MMR ***	Yrs. Since Last Officer Report	President Rotation	Vice President Reported ****	Months Since Last Activity Report ***	Account Balance	Donations for current Fiscal Year	
			Number of times on status quo within last two years	If below 15 members appears				If net loss is greater than 20% appears			If no report in 3 months appears in	When more than one year appears in	Number of repeat terms	Notes the officers that do not have an active	If no report at 12 months appears in red			
13142	CALGARY NORTHEAST EYEOPENER	09/15/1969	Active	25	1	6	-5	-16.67%	30	9	2			P,S,T,M,VP SC	8		\$2,440.47	
42065	CALGARY PROPERTIES	12/02/1982	Active	6	0	0	0	0.00%	6		13			P,S,T,M,VP SC	1		\$187.96	
	Exc Award (06/30/2018)																	
130578	Calgary Sarcee	05/10/2017	Active(1)	3	0	0	0	0.00%	3		25	1	None	P,S,T,M,VP SC	24+			
104694	CALGARY SOUTH ASIAN	02/10/2009	Active	21	2	4	-2	-8.70%	23	2	1			P,S,T,M,VP SC	24+			
31803	CALGARY SOUTHRIDGE	03/02/1976	Active(1)	15	0	1	-1	-6.25%	16	30	0		3	P,S,T,M,VP SC	1		\$722.60	
123852	Calgary Westwind	01/14/2015	Active	55	22	8	14	34.15%	41	6	0			P,S,T,M,VP SC	2		\$12,114.78	
	Exc Award (06/30/2024)																	
78735	CALGARY WILDROSE	04/16/2004	Active	38	11	4	7	22.58%	31	7	2			P,S,T,M,VP SC	1		\$2,168.56	
65194	CALGARY WOODCREEK	04/08/2002	Active	14	5	1	4	40.00%	10	11	2			P,S,T,M,VP SC	1			
13145	CANMORE	05/14/1970	Active	12	0	0	0	0.00%	12		14			P,S,T,M,VP SC	7		\$361.30	
13146	CARBON	01/19/1947	Active	15	0	0	0	0.00%	15		27		3	P,S,T,M,VP SC	24+			
13120	CARDSTON	11/08/1940	Active	13	1	4	-3	-18.75%	16	1	0		8	P,S,T,M,VP SC	7		\$345.88	
13148	CARMANGAY	10/21/1945	Active	18	3	0	3	20.00%	15		2			P,S,T,M,VP SC	4	90+ Days		
13147	CARSELAND	08/16/1955	Active(1)	27	1	3	-2	-6.90%	29	35	1		2	P,S,T,M,VP SC	20			
38045	CARSTAIRS & DISTRICT L C	02/29/1980	Active	3	0	0	0	0.00%	3		4		2	P,S,T,M,VP SC	6		\$100.00	
13149	CHAMPION	11/10/1946	Active	23	0	3	-3	-11.54%	26	37	1			P,S,T,M,VP SC	3			
13150	CHEADLE	02/25/1963	Active	42	6	10	-4	-8.70%	46	12	0			P,S,T,M,VP SC	1		\$697.93	
67619	CHESTERMERE	04/09/2003	Active	11	0	0	0	0.00%	11		13		2	P,S,T,M,VP SC	6			
13121	CLARESHOLM	01/10/1968	Active	26	3	4	-1	-3.70%	27	15	0			P,S,T,M,VP SC	0		\$1,260.01	
	Exc Award (06/30/2018)																	
13151	CLUNY	04/22/1966	Active	32	2	1	1	3.23%	31	59	4			P,S,T,M,VP SC	N/R			
13152	COCHRANE	02/25/1964	Active	45	1	3	-2	-4.26%	47	10	3		4	P,S,T,M,VP SC	1			
13122	COLEMAN	09/23/1940	Active	22	0	3	-3	-12.00%	25	38	4			P,S,T,M,VP SC	24+			
13123	COWLEY	11/27/1963	Active	33	0	5	-5	-13.16%	38	9	2		3	P,S,T,M,VP SC	0			
	Exc Award (06/30/2016)																	




# Club Health Assessment for District C 2 through June 2025

			Status	Membership							Reports					Finance		LCIF
Club Number	Club Name	Charter Date		Current Member Count	YTD Members Added	YTD Members Dropped	YTD Net Growth	YTD Net Growth%	Member Count 12 Months Ago	Avg. length of service for dropped members	Months Since Last MMR ***	Yrs. Since Last Officer Report	President Rotation	Vice President Reported ****	Months Since Last Activity Report ***	Account Balance	Donations for current Fiscal Year	
			Number of times on status quo within last two years	If below 15 members appears				If net loss is greater than 20% appears			If no report in 3 months appears in	When more than one year appears in	Number of repeat terms	Notes the officers that do not have an active	If no report at 12 months red			
13153	CREMONA	02/09/1970	Active	30	5	3	2	7.14%	28	32	2			P,S,T,M,VP SC	24+			
13154	DIDSBURY	12/14/1944	Active	28	2	4	-2	-6.67%	30	25	1		3	P,S,T,M,VP SC	0		\$222.24	
13155	DRUMHELLER	03/24/1959	Active	13	0	0	0	0.00%	13		19		7	P,S,T,M,VP SC	24+			
13156	FOOTHILLS L C	05/04/1966	Active	28	8	14	-6	-17.65%	34	14	0		2	P,S,T,M,VP SC	4		\$691.76	
13125	FT MACLEOD	04/03/1939	Active	24	9	1	8	50.00%	16	0	1			P,S,T,M,VP SC	0			
13158	GLEICHEN	04/27/1966	Active	28	1	0	1	3.70%	27		5			P,S,T,M,VP SC	24+		\$348.96	
31190	HIGHWOOD	09/15/1975	Active	13	4	3	1	8.33%	12	25	3			P,S,T,M,VP SC	6			
13160	HUSSAR	09/22/1955	Active	17	3	3	0	0.00%	17	10	1		None	P,S,T,M,VP SC	24+	90+ Days		
13206	INNISFAIL	11/03/1938	Active	11	3	1	2	22.22%	9	6	0		2	P,S,T,M,VP SC	1			
31553	IRRICANA	01/15/1976	Active	27	0	2	-2	-6.90%	29	4	4			P,S,T,M,VP SC	24+			
42538	IRVINE & DISTRICT L C	04/27/1983	Active	18	3	10	-7	-28.00%	25	2	0		12	P,S,T,M,VP SC	0			
13161	KEOMA	02/12/1951	Active(1)	20	0	2	-2	-9.09%	22	31	0		2	P,S,T,M,VP SC	24+		\$347.14	
13076	LETHBRIDGE	06/10/1931	Active	16	0	1	-1	-5.88%	17	16	0			P,S,T,M,VP SC	1			
46539	LETHBRIDGE WEST LETHBRIDGE Exc Award (06/30/2023, 06/30/2024)	09/15/1986	Active	31	1	1	0	0.00%	31	2	0		3	P,S,T,M,VP SC	0		\$5,400.45	
13162	LOMOND	04/12/1955	Active	13	2	0	2	18.18%	11		3		3	P,S,T,M,VP SC	5			
33085	MADDEN	12/06/1976	Active	23	1	2	-1	-4.17%	24	48	0		None	P,S,T,M,VP SC	4		\$361.30	
13127	MAGRATH	05/18/1938	Active	8	0	4	-4	-33.33%	12	8	9		2	P,S,T,M,VP SC	3			
13079	MEDICINE HAT	09/21/1950	Active	27	3	2	1	3.85%	26	28	1			P,S,T,M,VP SC	1		\$1,786.54	
104955	MEDICINE HAT COMMUNITY VIEW	03/11/2009	Active	22	7	3	4	22.22%	18	10	0		2	P,S,T,M,VP SC	1		\$1,081.92	
13163	MILO	02/10/1955	Active	27	0	0	0	0.00%	27		8		None	P,S,T,M,VP SC	4			
52541	MORRIN	02/21/1992	Active	14	0	1	-1	-6.67%	15	2	3		2	P,S,T,M,VP SC	2			
13164	MOSSLEIGH	03/29/1960	Active(1)	16	0	0	0	0.00%	16		15			P,S,T,M,VP SC	24+			
31525	NANTON DISTRICT	12/30/1975	Active	20	0	1	-1	-4.76%	21	49	5			P,S,T,M,VP SC	24+		\$14.39	
13165	OKOTOKS	03/31/1969	Active(1)	14	2	1	1	7.69%	13	32	6			P,S,T,M,VP SC	6			



# Club Health Assessment for District C 2 through June 2025

			Status	Membership							Reports					Finance		LCIF
Club Number	Club Name	Charter Date		Current Member Count	YTD Members Added	YTD Members Dropped	YTD Net Growth	YTD Net Growth%	Member Count 12 Months Ago	Avg. length of service for dropped members	Months Since Last MMR ***	Yrs. Since Last Officer Report	President Rotation	Vice President Reported ****	Months Since Last Activity Report ***	Account Balance	Donations for current Fiscal Year	
			Number of times on status quo within last two years	If below 15 members appears				If net loss is greater than 20% appears			If no report in 3 months appears in	When more than one year appears in	Number of repeat terms	Notes the officers that do not have an active	If no report at 12 months appears in red			
13166	OLDS Exc Award (06/30/2018)	01/29/1968	Active	36	2	3	-1	-2.70%	37	8	5			P,S,T,M,VP SC	1		\$1,079.17	
13167	OYEN	03/09/1970	Active	19	1	0	1	5.56%	18		7		None	P,S,T,M,VP SC	0			
13080	PICTURE BUTTE & DISTRICT	10/31/1948	Active	9	1	0	1	12.50%	8		8		18	P,S,T,M,VP SC	1			
13128	PINCHER CREEK	11/06/1944	Active	15	7	0	7	87.50%	8		0		3	P,S,T,M,VP SC	3		(\$5.36)	
53216	PINCHER-COWLEY ROARING Exc Award (06/30/2018)	06/03/1992	Active	24	1	1	0	0.00%	24	0	2		2	P,S,T,M,VP SC	0			
13129	RAYMOND	09/30/1940	Active	10	0	2	-2	-16.67%	12	20	2		7	P,S,T,M,VP SC	2			
13081	REDCLIFF	09/13/1965	Active	21	6	6	0	0.00%	21	13	0			P,S,T,M,VP SC	21			
13168	ROCKYFORD	03/26/1945	Active(1)	25	1	1	0	0.00%	25	34	1			P,S,T,M,VP SC	8			
13169	ROSEBUD	10/15/1953	Active	15	1	1	0	0.00%	15	3	4			P,S,T,M,VP SC	5			
41170	SPRINGBANK	04/19/1982	Cancelled(8*)	0	0	13	-13	-100.00%	13	27	6	1	None	P,S,T,M,VP SC	24+	90+ Days		
13170	STANDARD	04/04/1962	Active	42	2	1	1	2.44%	41	51	3			P,S,T,M,VP SC	24+			
13082	STIRLING	01/23/1948	Active	19	0	0	0	0.00%	19		10		11	P,S,T,M,VP SC	6			
13171	STRATHMORE	12/12/1938	Active	18	2	8	-6	-25.00%	24	12	3		2	P,S,T,M,VP SC	10			
13083	TABER	03/05/1935	Active	12	3	0	3	33.33%	9		2		2	P,S,T,M,VP SC	3			
13173	TORRINGTON	04/16/1962	Active	16	0	1	-1	-5.88%	17	11	11		6	P,S,T,M,VP SC	N/R			
13084	VAUXHALL	10/30/1956	Active	9	1	2	-1	-10.00%	10	43	2		8	P,S,T,M,VP SC	24+			
29365	VETERAN & DISTRICT	05/23/1974	Active	22	5	3	2	10.00%	20	0	0			P,S,T,M,VP SC	12			
13175	VULCAN	10/10/1944	Active	18	3	2	1	5.88%	17	23	0			P,S,T,M,VP SC	0		\$724.29	
13085	WARNER	09/18/1944	Active(1)	16	8	2	6	60.00%	10	1	1		None	P,S,T,M,VP SC	2			

Clubs Cancelled Previous Fiscal Year – Clubs Cancelled within last 12 months may be reinstated

Club Number	Club Name	Charter Date	Current Status*	Cancellation Date
13073	BROOKS	03/11/1954	Cancelled(8*)	06/29/2024



# Club Health Assessment for District C 2 through June 2025

					Membership										Reports				Finance		LCIF
Club Number	Club Name	Charter Date	Status	Current Member Count	YTD Members Added	YTD Members Dropped	YTD Net Growth	YTD Net Growth%	Member Count 12 Months Ago	Avg. length of service for dropped members	Months Since Last MMR ***	Yrs. Since Last Officer Report	President Rotation	Vice President Reported ****	Months Since Last Activity Report ***	Account Balance	Donations for current Fiscal Year				
			Number of times on status quo within last two years	If below 15 members appears				If net loss is greater than 20% appears			If no report in 3 months appears in	When more than one year appears in	Number of repeat terms	Notes the officers that do not have an active	If no report appears in 12 months red						
31927	ENCHANT	03/15/1976	Cancelled(8*)		06/29/2024																
Current Total Clubs Count	YTD New Clubs Count	YTD Cancelled Clubs Count	YTD Net Club Gain	Current Total Members Count	YTD Add	YTD Drop	YTD Net Growth	YTD Net Growth %	Member Count 12 Months Ago	Average Member Count Per Club	% of Clubs with less than 20 members	% No MMR in 3 Months	% No Officer Report in 12 Months	% of Clubs with balance 90+ days	Number of Clubs in Status Quo	% Status Quo Clubs in Financial Suspension	Number of Cancelled Clubs	Average Cancelled Club Age	Members Lost Due to Cancellation	% of Clubs Cancelled for Non-Financial Reasons	
85	3	1	2	1,861	293	249	44	2.42%	1,817	22	47%	39%	1%	2%	0	0%	1	161	13	-200%	

\* - P - Priority Club. Cancellation Reasons: 1-Objectives/conduct, 2-Non-active club, 5-Non-existing club, 6-Disbanding, 7-Merger, 8-Financial Suspension, 9-District/Multiple District Dues.

\*\* - Abbreviation: P-President, S-Secretary, T-Treasurer, M-Member Chairperson, VP-First Vice President, MC-Communications Chairperson, SC-Service Chairperson

\*\*\* - Abbreviation: N/R - Never reported using the Lions Clubs website, N/A - Not applicable, No password registered for the Lions Clubs website.

\*\*\*\* - Abbreviation: N - New, IP - Immediate Past, R - Repeat.